



Development Charges Background Study

Township of West Lincoln

May 13, 2024

Watson & Associates Economists Ltd.
905-272-3600
info@watsonecon.ca

Table of Contents

	Page
Executive Summary	i
1. Introduction.....	1-3
1.1 Purpose of this Document.....	1-3
1.2 Summary of the Process.....	1-4
1.3 Changes to the D.C.A.: Bills 108, 138, 197, and 213.....	1-5
1.3.1 Bill 108: More Homes, More Choice Act – An Act to Amend Various Statutes with Respect to Housing, Other Development, and Various Matters	1-5
1.3.2 Bill 138: Plan to Build Ontario Together Act, 2019	1-6
1.3.3 Bill 197: COVID-19 Economic Recovery Act, 2020	1-6
1.3.4 Bill 213: Better for People, Smarter for Business Act, 2020	1-9
1.4 Changes to the D.C.A. – Bill 23: More Homes Built Faster Act, 2022.....	1-9
1.4.1 Additional Residential Unit Exemption	1-9
1.4.2 Removal of Housing as an Eligible D.C. Service	1-10
1.4.3 New Statutory Exemption for Non-Profit Housing	1-10
1.4.4 New Statutory Exemptions for Affordable Units, Attainable Units, and Affordable Inclusionary Zoning Units	1-10
1.4.5 Historical Level of Service Extended to Previous 15-Year Period	1-11
1.4.6 Revised Definition of Capital Costs	1-11
1.4.7 Mandatory Phase-in of a D.C.	1-12
1.4.8 D.C. By-law Expiry	1-12
1.4.9 Installment Payments.....	1-12
1.4.10 Rental Housing Discount.....	1-12
1.4.11 Maximum Interest Rate for Instalments and Determination of Charge for Eligible Site Plan and Zoning By-law Amendment Applications	1-12
1.4.12 Requirement to Allocate Funds Received	1-13



Table of Contents (Cont'd)

	Page
1.5 Proposed Changes to the D.C.A. – Bill 185: Cutting Red Tape to Build More Homes Act, 2024	1-13
2. Current Township of West Lincoln Policies	2-1
2.1 Schedule of Charges	2-1
2.2 Services Covered	2-1
2.3 Timing of D.C. Calculation of Payment	2-2
2.4 Indexing	2-2
2.5 Redevelopment Allowance	2-2
2.6 Exemptions	2-3
3. Anticipated Development in the Township of West Lincoln	3-1
3.1 Requirement of the Act	3-1
3.2 Basis of Population, Household and Non-Residential Gross Floor Area Forecast	3-1
3.3 Summary of Growth Forecast	3-2
4. The Approach to the Calculation of the Charge	4-1
4.1 Introduction	4-1
4.2 Services Potentially Involved	4-1
4.3 Increase in the Need for Service	4-1
4.4 Local Service Policy	4-6
4.5 Capital Forecast	4-6
4.6 Treatment of Credits	4-7
4.7 Classes of Services	4-8
4.8 Existing Reserve Funds	4-8
4.9 Deductions	4-9
4.9.1 Reduction Required by Level of Service Ceiling	4-9
4.9.2 Reduction for Uncommitted Excess Capacity	4-10
4.9.3 Reduction for Benefit to Existing Development	4-11
4.9.4 Reduction for Anticipated Grants, Subsidies and Other Contributions	4-12
4.10 Municipal-wide vs. Area Rating	4-12
4.11 Allocation of Development	4-12
4.12 Asset Management	4-12
4.13 Transit	4-13
4.14 Mandatory Phase-in of a D.C.	4-14
5. D.C.-Eligible Cost Analysis by Service	5-1
5.1 Introduction	5-1
5.2 Service Levels and 10-Year Capital Costs for West Lincoln's D.C. Calculation	5-1
5.2.1 Fire Protection Services	5-1



Table of Contents (Cont'd)

	Page
5.2.2 Parks and Recreation Services	5-4
5.2.3 Library Services	5-7
5.2.4 Stormwater Services	5-9
5.3 Service Levels and Long Term Capital Costs for West Lincoln's D.C. Calculation	5-11
5.3.1 Services Related to a Highway	5-11
5.4 Service Levels and Urban Buildout Capital Costs for West Lincoln's D.C. Calculation	5-18
5.4.1 Water Services	5-18
5.4.2 Wastewater Services	5-20
6. D.C. Calculation	6-1
7. D.C. Policy Recommendations and D.C. By-law Rules	7-1
7.1 Introduction	7-1
7.2 D.C. By-law Structure	7-2
7.3 D.C. By-law Rules	7-2
7.3.1 Payment in any Particular Case	7-2
7.3.2 Determination of the Amount of the Charge	7-3
7.3.3 Application to Redevelopment of Land (Demolition and Conversion)	7-3
7.3.4 Exemptions (full or partial)	7-4
7.3.5 Phasing in	7-5
7.3.6 Timing of Collection	7-5
7.3.7 The Applicable Areas	7-5
7.3.8 Indexing	7-6
7.4 Other D.C. By-law Provisions	7-6
7.4.1 Categories of Services for Reserve Fund and Credit Purposes	7-6
7.4.2 By-law In-force Date	7-6
7.4.3 Minimum Interest Rate Paid on Refunds and Charged for Inter-Reserve Fund Borrowing	7-7
7.4.4 Area Rating	7-7
7.5 Other Recommendations	7-8
8. By-law Implementation	8-1
8.1 Public Consultation Process	8-1
8.1.1 Introduction	8-1
8.1.2 Public Meeting of Council	8-1
8.1.3 Other Consultation Activity	8-1
8.2 Anticipated Impact of the Charge on Development	8-2
8.3 Implementation Requirements	8-3



Table of Contents (Cont'd)

	Page
8.3.1 Introduction	8-3
8.3.2 Notice of Passage	8-3
8.3.3 By-law Pamphlet	8-3
8.3.4 Appeals	8-4
8.3.5 Complaints	8-4
8.3.6 Credits	8-5
8.3.7 Front-Ending Agreements	8-5
8.3.8 Severance and Subdivision Agreement Conditions	8-5
Appendix A Background Information on Residential and Non-Residential Growth Forecast	A-1
Appendix B Level of Service	B-1
Appendix C Long-Term Capital and Operating Cost Examination	C-1
Appendix D D.C. Reserve Fund Policy	D-1
Appendix E Local Service Policy	E-1
Appendix F Asset Management Plan	F-1
Appendix G Proposed Development Charges By-law	G-1



List of Acronyms and Abbreviations

A.M.P.	Asset management plan
C.B.C.	Community benefits charge
D.C.	Development charge
D.C.A.	<i>Development Charges Act, 1997</i> , as amended
F.I.R.	Financial Information Return
G.F.A.	Gross floor area
N.F.P.O.W.	No fixed place of work
OLT	Ontario Land Tribunal
O.M.B.	Ontario Municipal Board
O.P.A.	Official Plan Amendment
O. Reg.	Ontario Regulation
P.P.U.	Persons per unit
S.D.E.	Single detached equivalent
S.D.U.	Single detached unit
S.W.M.	Stormwater management
sq.ft.	square foot/feet
sq.m	square metre(s)



Executive Summary



Executive Summary

1. The report provided herein represents the Development Charges (D.C.) Background Study for the Township of West Lincoln required by the *Development Charges Act, 1997*, as amended (D.C.A.). This report has been prepared in accordance with the methodology required under the D.C.A. The contents include the following:
 - Chapter 1 – Overview of the legislative requirements of the Act;
 - Chapter 2 – Review of present D.C. policies of the Township;
 - Chapter 3 – Summary of the residential and non-residential growth forecasts for the Township;
 - Chapter 4 – Approach to calculating the D.C.;
 - Chapter 5 – Review of historical service standards and identification of future capital requirements to service growth and related deductions and allocations;
 - Chapter 6 – Calculation of the D.C.s;
 - Chapter 7 – D.C. policy recommendations and rules; and
 - Chapter 8 – By-law implementation.
2. D.C.s provide for the recovery of growth-related capital expenditures from new development. The D.C.A. is the statutory basis to recover these charges. The methodology is detailed in Chapter 4; a simplified summary is provided below.
 - 1) Identify amount, type and location of growth.
 - 2) Identify servicing needs to accommodate growth.
 - 3) Identify capital costs to provide services to meet the needs.
 - 4) Deduct:
 - Grants, subsidies and other contributions;
 - Benefit to existing development;
 - Amounts in excess of 15-year historical service calculation; and
 - D.C. reserve funds (where applicable);
 - 5) Net costs are then allocated between residential and non-residential benefit; and
 - 6) Net costs divided by growth to provide the D.C.



3. Subsequent to the passage of the Township's 2019 D.C. By-law, the Township undertook a D.C. Update Study in 2022 to pass an amending D.C. By-law to incorporate a number of changes to the D.C.A. as a result of the following Acts (details of each Act are provided in Chapter 1 of this report):

- Bill 108: *More Homes, More Choice Act, 2019*
- Bill 138: *Plan to Build Ontario Together Act, 2019*
- Bill 197: *COVID-19 Economic Recovery Act, 2020*
- Bill 213: *Better for People, Smarter for Business Act, 2020*

Since that time, the Province introduced another set of revisions to the D.C.A. through Bill 23: *More Homes Built Faster Act, 2022*. Bill 23 was first introduced on October 25, 2022, and received Royal Assent on November 28, 2022. A summary of the changes provided from Bill 23 are outlined below (further details are provided in Chapter 1 of this report):

- Additional Residential Unit Exemption: Allowance of a third unit as-of-right;
- Removal of Housing as an Eligible D.C. Service;
- New Statutory Exemptions for Affordable Units, Attainable Units, and Affordable Inclusionary Zoning Units (currently not in force);
Note: Bill 134: *Affordable Homes and Good Jobs Act, 2023* was released on September 28, 2023 which proposes a new definition of “affordable” under the D.C.A. and is anticipated to receive Royal Assent on December 4, 2023:
 - Owned unit (lesser of): cost is less than 30% of the 60th percentile of income for households in the municipality or 90% of the average purchase price as defined in a new Bulletin.
 - Rental unit (lesser of): rent is less than 30% of the 60th percentile of income for rental households or average market rent set out in a new Bulletin.
- New Statutory Exemption: Non-Profit Housing;
- Historical Level of Service extended to previous 15-year period instead of the previous 10-year period;
- Capital Cost definition revised to remove studies and prescribe services for which land or an interest in land will be restricted (nothing prescribed to date);
- Mandatory Phase-in of a D.C. passed after January 1, 2022, as follows:



- Year 1 – 80% of the maximum charge;
- Year 2 – 85% of the maximum charge;
- Year 3 – 90% of the maximum charge;
- Year 4 – 95% of the maximum charge; and
- Year 5 to expiry – 100% of the maximum charge.
- D.C. By-law expiry will be a maximum of 10 years after the date the by-law comes into force;
- D.C. for Rental Housing developments to receive a discount as follows:
 - Three or more bedrooms – 25% reduction;
 - Two bedrooms – 20% reduction; and
 - All other bedroom quantities – 15% reduction.
- Maximum Interest Rate for Installments and Determination of Charge for Eligible Site Plan and Zoning By-law Amendment Applications to be set at the average prime rate plus 1%; and
- Requirement to Allocate Funds Received – municipalities are required to spend or allocate at least 60% of their reserve fund at the beginning of the year for water, wastewater, and services related to a highway.

On April 10, 2024, the Province proposed further changes to the Development Charges Act under Bill 185: *Cutting Red Tape to Build More Homes Act*. A summary of the changes provided from Bill 185 are outlined below (further details are provided in Chapter 1 of this report):

- The definition of eligible capital costs (to include certain studies);
- The removal of the mandatory phase-in of charges;
- The process for minor amendments to D.C. by-laws;
- A reduction of time for the D.C. rate freeze related to site plan and zoning by-law amendment planning applications;
- Modernizing public notice requirements; and
- Implementation of the Affordable Residential Unit exemptions:

Bill 185 has not been enacted at the time of writing this D.C. Background Study. As such, the changes proposed have not been reflected in the D.C. calculations or draft by-laws contained herein. However, Watson will continue to monitor the progress of this Bill and will work with the Township to incorporate any required revisions to the D.C. calculations and D.C. by-law.



4. The growth forecast (Chapter 3) on which the D.C. study is based, projects the following population, housing, and non-residential floor area for the 10-year (2024 to 2034), Urban 10-year (2024 to 2034) Buildout (2024 to 2051), and Urban Buildout (2024 to 2051) forecast periods.

Table ES-1
Summary of Growth Forecast by Planning Period
Township of West Lincoln

Measure	10 Year 2024-2034	Urban 10 Year 2024-2034	Buildout 2024-2051	Urban – Buildout 2024-2051
(Net) Population Increase	7,119	7,390	21,759	22,524
Residential Unit Increase	2,858	2,844	8,735	8,692
Non-Residential Gross Floor Area Increase (sq.ft.)	1,035,700	965,000	2,906,200	2,712,100

5. On July 15, 2019, the Township of West Lincoln's D.C. By-law 2019-51 came into force under the D.C.A. The by-law imposes D.C.s on residential and non-residential uses. This by-law was amended via By-law 2022-77. The Township is undertaking a D.C. public process and anticipates passing a new by-law on July 15, 2024, with the mandatory public meeting scheduled for May 27, 2024.
6. The Township's D.C. currently in effect is \$16,017 for single detached dwelling units for full services. The non-residential charge is \$4.00 per sq.ft. for full services. It is noted that these rates are 85% of the eligible D.C.s due to the mandatory phase-in from Bill 23. If the rates were fully implemented, they would be at \$18,844 for single detached dwellings and \$4.71 per sq.ft. for non-residential.
7. This report has undertaken a recalculation of the charges based on future identified needs (presented in Schedule ES-3 for residential and non-residential). Charges have been provided on a Township-wide basis for all services excluding water, wastewater, and stormwater services, which have been provided on an urban-wide basis. The corresponding single-detached unit charge for full services



is \$34,261. The non-residential charge for full services is \$10.96 per sq.ft. of building area. These rates are submitted to Council for their consideration.

8. The Township has historically imposed a D.C. for wind turbines, which is currently \$7,698 per unit. It is noted that these rates are 85% of the eligible D.C.s due to the mandatory phase-in from Bill 23. If the rates were fully implemented, they would be at \$9,056 for wind turbines. The D.C. amount was based on the services related to a highway, fire protection, and growth studies using the single detached category. The calculations presented herein have continued this approach, with the exception of growth studies (which is currently not a D.C. eligible service). In addition to the wind turbines, the Township has included Solar PVs as a chargeable category. The calculated D.C. for wind turbines and solar PVs is \$11,620 per unit (based on the criteria as defined in the draft D.C. by-law).
9. The D.C.A. requires a summary be provided of the gross capital costs and the net costs to be recovered over the life of the by-law. This calculation is provided by service and is presented in Table 6-6. A summary of these costs is provided below:

Table ES-2
Summary of Expenditures Anticipated Over the Life of the By-law

Summary of Expenditures Anticipated Over the Life of the By-law	Expenditure Amount
Total gross expenditures planned over the next ten years	\$141,322,863
Less: Benefit to existing development	\$24,185,909
Less: Post planning period benefit	\$3,456,859
Less: Ineligible re: Level of Service	\$0
Less: Grants, subsidies and other contributions	\$4,388,182
Net costs to be recovered from development charges	\$109,291,913

This suggests that for the non-D.C. cost over the ten-year D.C. by-law (benefit to existing development, and grants, subsidies and other contributions), \$28.57 million (or an annual amount of \$2.86 million) will need to be contributed from taxes and rates, or other sources. With respect to the post period benefit amount of \$3.46



million, it will be included in subsequent D.C. study updates to reflect the portion of capital that benefits growth in the post period D.C. forecasts.

Based on the above table, the Township plans to spend \$141.32 million over the life of the by-law, of which \$109.29 million (77%) is recoverable from D.C.s. Of this net amount, \$96.42 million is recoverable from residential development and \$12.87 million from non-residential development. It is noted also that any exemptions or reductions in the charges would reduce this recovery further.

10. Considerations by Council – The background study represents the service needs arising from residential and non-residential growth over the forecast periods.

The following services are calculated based on an urban 2051 buildout forecast:

- Wastewater Services; and
- Water Services.

The following services are calculated based on a 2024 to 2051 forecast period:

- Services Related to a Highway.

The following services are calculated based on an urban 10-year forecast to 2034:

- Stormwater Services.

The following services are calculated based on a 10-year forecast to 2034:

- Fire Protection Services;
- Parks and Recreation Services; and
- Library Services.

Council will consider the findings and recommendations provided in the report and, in conjunction with public input, approve such policies and rates it deems appropriate. These directions will refine the draft D.C. by-law which is appended in Appendix G. These decisions may include:

- adopting the charges and policies recommended herein;
- considering additional exemptions to the by-law; and

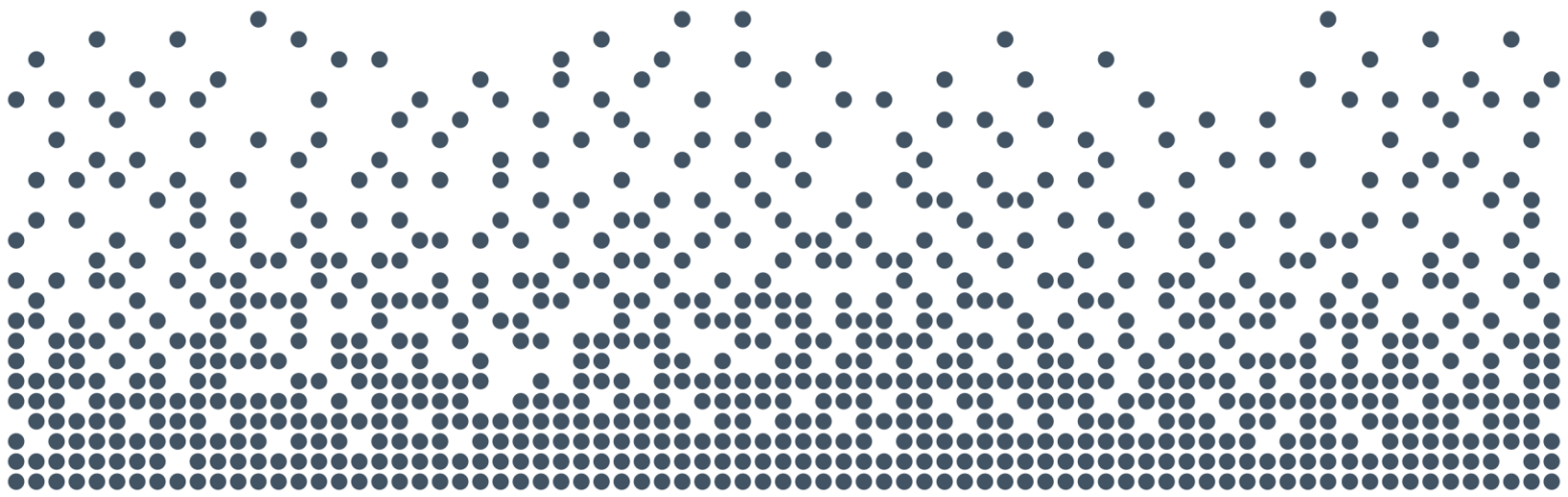


- considering reductions in the charge by class of development (obtained by removing certain services on which the charge is based and/or by a general reduction in the charge).



Table ES-3
Schedule of Development Charges

Service	RESIDENTIAL					NON-RESIDENTIAL	
	Single and Semi-Detached Dwelling	Multiples	Apartments - 2 Bedrooms +	Apartments - Bachelor and 1 Bedroom	Special Care/Special Dwelling Units	Solar PV and Wind Turbines	(per sq.ft. of Gross Floor Area)
Township Wide Services							
Services Related to a Highway	18,757	12,842	12,025	7,792	6,513	9,379	7.10
Fire Protection Services	2,241	1,534	1,437	931	778	2,241	0.86
Parks and Recreation Services	6,567	4,496	4,210	2,728	2,280	-	0.80
Library Services	1,073	735	688	446	373	-	0.13
Total Township Wide Services	28,638	19,607	18,360	11,897	9,944	11,620	8.89
Urban Services							
Stormwater	22	15	14	9	8	-	0.01
Wastewater Services	5,334	3,652	3,420	2,216	1,852	-	1.96
Water Services	267	183	171	111	93	-	0.10
Total Urban Services	5,623	3,850	3,605	2,336	1,953	-	2.07
GRAND TOTAL RURAL AREA	28,638	19,607	18,360	11,897	9,944	11,620	8.89
GRAND TOTAL URBAN AREA	34,261	23,457	21,965	14,233	11,897	11,620	10.96



Report



Chapter 1

Introduction



1. Introduction

1.1 Purpose of this Document

This background study has been prepared pursuant to the requirements of the D.C.A., as amended, (D.C.A.) (section 10) and, accordingly, recommends new development charges (D.C.s) and policies for the Township of West Lincoln.

The Township retained Watson & Associates Economists Ltd. (Watson), to undertake the D.C. study process throughout 2023 and 2024. Watson worked with Township staff in preparing the D.C. analysis and policy recommendations.

This D.C. background study, containing the proposed D.C. by-law, will be distributed to members of the public in order to provide interested parties with sufficient background information on the legislation, the study's recommendations, and an outline of the basis for these recommendations.

This report has been prepared, in the first instance, to meet the statutory requirements applicable to the Township's D.C. background study, as summarized in Chapter 4. It also addresses the requirement for "rules" (contained in Chapter 7) and the proposed by-law to be made available as part of the approval process (included as Appendix G).

In addition, the report is designed to set out sufficient background on the legislation (Chapter 4), West Lincoln's current D.C. policies (Chapter 2) and the policies underlying the proposed by-law, to make the exercise understandable to those who are involved.

Finally, it addresses post-adoption implementation requirements (Chapter 8) which are critical to the successful application of the new policy.

The chapters in the report are supported by Appendices containing the data required to explain and substantiate the calculation of the charge. A full discussion of the statutory requirements for the preparation of a background study and calculation of a D.C. is provided herein.



1.2 Summary of the Process

The public meeting required under section 12 of the D.C.A. has been scheduled for May 27, 2024. Its purpose is to present the study to the public and to solicit public input. The meeting is also being held to answer any questions regarding the study's purpose, methodology, and the proposed modifications to the Township's D.C.s.

In accordance with the legislation, the background study and proposed D.C. by-law will be available for public review on May 13, 2024.

The process to be followed in finalizing the report and recommendations includes:

- Consideration of responses received prior to, at, or immediately following the public meeting; and
- Finalization of the report and Council consideration of the by-law subsequent to the public meeting.

Figure 1-1 outlines the proposed schedule to be followed with respect to the D.C. by-law adoption process.

Figure 1-1
Schedule of Key D.C. Process Dates for the Township of West Lincoln

Schedule of Study Milestone	Dates
1. Data collection, staff review, D.C. calculations and policy work	July 2023 to April 2024
2. Stakeholder Meeting	April 18, 2024
3. Council Workshop	April 29, 2024
4. Public meeting advertisement placed in newspaper(s)	No later than May 5, 2024
5. Public release of final D.C. background study and proposed by-law	May 13, 2024
6. Public meeting of Council	May 27, 2024
7. Council meeting to discuss D.C. by-law	June 10, 2024
8. Council considers adoption of background study and passage of by-law	July 15, 2024
9. Newspaper notice given of by-law passage	By 20 days after passage



Schedule of Study Milestone	Dates
10. Last day for by-law appeal	40 days after passage
11. Township makes pamphlet available (where by-law not appealed)	By 60 days after in force date

1.3 Changes to the D.C.A.: Bills 108, 138, 197, and 213

1.3.1 *Bill 108: More Homes, More Choice Act – An Act to Amend Various Statutes with Respect to Housing, Other Development, and Various Matters*

On May 2, 2019, the Province introduced Bill 108, which proposed changes to the D.C.A. The Bill was introduced as part of the Province's "More Homes, More Choice: Ontario's Housing Supply Action Plan." The Bill received Royal Assent on June 6, 2019.

While having received Royal Assent, many of the amendments to the D.C.A. would not come into effect until they are proclaimed by the Lieutenant Governor (many of these changes were revised through Bill 197). At the time of writing, the following provisions have been proclaimed:

- Effective January 1, 2020, rental housing and institutional developments will pay D.C.s in six equal annual payments commencing at occupancy. Interest may be charged on the instalments, and any unpaid amounts may be added to the property and collected as taxes. As per Bill 23, non-profit housing developments are now exempt from paying D.C.s; however, prior to Bill 23, and as a result of Bill 108, non-profit housing developments paid D.C.s in 21 equal annual payments. Effective January 1, 2020, the D.C. amount for all developments occurring within 2 years of a Site Plan or Zoning By-law Amendment planning approval (for application submitted after this section is proclaimed), shall be determined based on the D.C. in effect on the day of Site Plan or Zoning By-law Amendment application. If the development is not proceeding via these planning approvals, then the amount is determined as of the date of issuance of a building permit.



On February 28, 2020, the Province released updated draft regulations related to the D.C.A. and the *Planning Act*. A summary of the changes that were to take effect upon proclamation by the Lieutenant Governor is provided below.

Changes to Eligible Services – Prior to Bill 108, the D.C.A. provided a list of ineligible services whereby municipalities could include growth related costs for any service that was not listed. With Bill 108, the changes to the D.C.A. would now specifically list the services that are eligible for inclusion in the by-law. Furthermore, the initial list of eligible services under Bill 108 was limited to "hard services", with the "soft services" being removed from the D.C.A. These services would be considered as part of a new community benefits charge (discussed below) imposed under the *Planning Act*. As noted in the next section this list of services has been amended through Bill 197.

Mandatory 10% deduction – The amending legislation would have removed the mandatory 10% deduction for all services that remain eligible under the D.C.A.

Remaining Services to be Included in a New Community Benefits Charge (C.B.C.) Under the *Planning Act* – It was proposed that a municipality may, by by-law, impose a C.B.C. against land to pay for the capital costs of facilities, services and matters required because of development or redevelopment in the area to which the by-law applies. The C.B.C. was proposed to include formerly eligible D.C. services that are not included in the above listing, in addition to parkland dedication and bonus zoning contributions.

1.3.2 Bill 138: Plan to Build Ontario Together Act, 2019

On November 6, 2019, the Province released Bill 138 which provided further amendments to the D.C.A. and *Planning Act*. This Bill received Royal Assent on December 10, 2019, and was proclaimed which resulted in sections related to the D.C.A. (schedule 10) becoming effective on January 1, 2020. The amendments to the D.C.A. included removal of instalment payments for commercial and industrial developments that were originally included in Bill 108.

1.3.3 Bill 197: COVID-19 Economic Recovery Act, 2020

In response to the global pandemic that began affecting Ontario in early 2020, the Province released Bill 197 which provided amendments to a number of Acts, including the D.C.A. and *Planning Act*. This Bill also revised some of the proposed changes



identified in Bill 108. Bill 197 was tabled on July 8, 2020, received Royal Assent on July 21, 2020, and was proclaimed on September 18, 2020. The following provides a summary of the changes.

1.3.3.1 D.C.-Related Changes

List of D.C.-Eligible Services

- As noted above, under Bill 108 some services were to be included under the D.C.A. and some would be included under the C.B.C. authority. Bill 197, however, revised this proposed change and has included all services (with some exceptions) under the D.C.A. These services are as follows:
 - Water supply services, including distribution and treatment services.
 - Wastewater services, including sewers and treatment services.
 - Storm water drainage and control services.
 - Services related to a highway.
 - Electrical power services.
 - Toronto-York subway extension.
 - Transit services.
 - Waste diversion services.
 - Policing services.
 - Fire protection services.
 - Ambulance services.
 - Library services.
 - Long-term care services.
 - Parks and recreation services, but not the acquisition of land for parks.
 - Public health services.
 - Childcare and early years services.
 - Housing services (no longer eligible as per Bill 23).
 - *Provincial Offences Act* services.
 - Services related to emergency preparedness.
 - Services related to airports, but only in the Regional Municipality of Waterloo.
 - Additional services as prescribed.



Classes of Services – D.C.

Pre-Bill 108/197 legislation (i.e., D.C.A., 1997) allowed for categories of services to be grouped together into a minimum of two categories (90% and 100% services).

The Act (as amended) repeals and replaces the above with the four following subsections:

- A D.C. by-law may provide for any eligible service or capital cost related to any eligible service to be included in a class, set out in the by-law.
- A class may be composed of any number or combination of services and may include parts or portions of the eligible services or parts or portions of the capital costs in respect of those services.
- A D.C. by-law may provide for a class consisting of studies in respect of any eligible service whose capital costs are described in paragraphs 5 and 6 of section 5 of the D.C.A.
- A class of service set out in the D.C. by-law is deemed to be a single service with respect to reserve funds, use of monies, and credits.

Note: An initial consideration of “class” appears to mean any group of services.

Mandatory 10% Deduction

In addition, the removal of the 10% deduction for soft services under Bill 108 has been maintained.

As a result of the passage of Bill 197, and subsequent proclamation on September 18, 2020, this report has provided the D.C. calculations without the 10% mandatory deduction.

1.3.3.2 C.B.C.-Related Changes

C.B.C. Eligibility

The C.B.C. is limited to lower-tier and single-tier municipalities; upper-tier municipalities will not be allowed to impose this charge.



1.3.3.3 Combined D.C. and C.B.C. Impacts

D.C. vs. C.B.C. Capital Cost

A C.B.C. may be imposed with respect to the services listed in subsection 2 (4) of the D.C.A. (eligible services), “provided that the capital costs that are intended to be funded by the community benefits charge are not capital costs that are intended to be funded under a development charge by-law.”

1.3.4 Bill 213: *Better for People, Smarter for Business Act, 2020*

On December 8, 2020, Bill 213 received Royal Assent. One of the changes of the Bill that took effect upon Royal Assent included amending the *Ministry of Training, Colleges and Universities Act* by introducing a new section that would exempt the payment of D.C.s for developments of land intended for use by a university that receives operating funds from the Government. As a result, this mandatory exemption will be included in the D.C. by-law.

1.4 Changes to the D.C.A. – Bill 23: *More Homes Built Faster Act, 2022*

On November 28, 2022, Bill 23 received Royal Assent. This Bill amends a number of pieces of legislation including the *Planning Act* and the D.C.A. It is noted that, as of the time of writing, the Province has announced (on December 13, 2023) potential changes to the phase-in requirements and the removal of studies as eligible capital costs. The details of these changes will be forthcoming in early 2024 and Watson will monitor and advise as to the nature of these changes. The following provides a summary of the changes to the D.C.A.

1.4.1 Additional Residential Unit Exemption

The rules for these exemptions are now provided in the D.C.A., rather than the regulations and are summarized as follows:

- Exemption for residential units in existing rental residential buildings – For rental residential buildings with four or more residential units, the creation of the greater of one unit or 1% of the existing residential units will be exempt from a D.C.



- Exemption for additional residential units in existing and new residential buildings – The following developments will be exempt from a D.C.:
 - A second unit in a detached, semi-detached, or rowhouse if all buildings and ancillary structures cumulatively contain no more than one residential unit;
 - A third unit in a detached, semi-detached, or rowhouse if no buildings or ancillary structures contain any residential units; and
 - One residential unit in a building or structure ancillary to a detached, semi-detached, or rowhouse on a parcel of urban land, if the detached, semi-detached, or rowhouse contains no more than two residential units and no other buildings or ancillary structures contain any residential units.

1.4.2 Removal of Housing as an Eligible D.C. Service

Housing services are removed as an eligible service. Municipalities with by-laws that include a charge for housing services can no longer collect for this service.

1.4.3 New Statutory Exemption for Non-Profit Housing

Non-profit housing units are exempt from D.C.s and D.C. instalment payments due after November 28, 2022.

1.4.4 New Statutory Exemptions for Affordable Units, Attainable Units, and Affordable Inclusionary Zoning Units

Affordable units, attainable units, and inclusionary zoning units (affordable) are exempt from the payment of D.C.s, as follows:

- Inclusionary Zoning Units: Affordable housing units required under inclusionary zoning by-laws are exempt from a D.C.
- Affordable Rental Units – Where rent is no more than 80% of the average market rent as defined by a new bulletin published by the Ministry of Municipal Affairs and Housing.
- Affordable Owned Units – Where the price of the unit is no more than 80% of the average purchase price as defined by a new bulletin published by the Ministry of Municipal Affairs and Housing.



- **Attainable Units** – Excludes affordable units and rental units; will be defined as prescribed development or class of development and sold to a person who is at “arm’s length” from the seller.
 - Note: for affordable and attainable units, the municipality shall enter into an agreement that ensures the unit remains affordable or attainable for 25 years.

Further to the above, Bill 134: *Affordable Homes and Good Jobs Act, 2023* was released on September 28, 2023, which proposes a new definition of “affordable” under the D.C.A.:

- **Owned unit (lesser of):** cost is less than 30% of the 60th percentile of income for households in the municipality or 90% of the average purchase price as defined in a new Bulletin.
- **Rental unit (lesser of):** rent is less than 30% of the 60th percentile of income for rental households or average market rent set out in a new Bulletin.

Bill 134 is not yet in force; it will come into force on the day that section 3 of Schedule 3 of Bill 23 is proclaimed.

Note: the above exemptions are not currently in force. These exemptions will be in force upon proclamation and revisions to the regulations. The Bulletin has yet to be published as at the time of writing this report.

- **Inclusionary Zoning Units:** Affordable housing units required under inclusionary zoning by-laws are exempt from a D.C.

1.4.5 Historical Level of Service Extended to Previous 15-Year Period

Prior to Bill 23, the increase in need for service was limited by the average historical level of service calculated over the 10-year period preceding the preparation of the D.C. background study. This average is now extended to the historical 15-year period.

1.4.6 Revised Definition of Capital Costs

The definition of capital costs has been revised to remove studies. Furthermore, the regulations to the Act may prescribe services for which land or an interest in land will be restricted. As at the time of writing, no services have been prescribed.



1.4.7 Mandatory Phase-in of a D.C.

For all D.C. by-laws passed after January 1, 2022, the charge must be phased-in annually over the first five years the by-law is in force, as follows:

- Year 1 – 80% of the maximum charge;
- Year 2 – 85% of the maximum charge;
- Year 3 – 90% of the maximum charge;
- Year 4 – 95% of the maximum charge; and
- Year 5 to expiry – 100% of the maximum charge.

1.4.8 D.C. By-law Expiry

A D.C. by-law now expires 10 years after the day it comes into force (unless the by-law provides for an earlier expiry date). This extends the by-law's life from five years, prior to Bill 23.

1.4.9 Installment Payments

Non-profit housing development has been removed from the instalment payment section of the Act (subsection 26.1), as these units are now exempt from the payment of a D.C.

1.4.10 Rental Housing Discount

The D.C. payable for rental housing development will be reduced based on the number of bedrooms in each unit as follows:

- Three or more bedrooms – 25% reduction;
- Two bedrooms – 20% reduction; and
- All other bedroom quantities – 15% reduction.

1.4.11 Maximum Interest Rate for Instalments and Determination of Charge for Eligible Site Plan and Zoning By-law Amendment Applications

No maximum interest rate was previously prescribed. As per Bill 23, the maximum interest rate is set at the average prime rate plus 1%. This maximum interest rate



provision would apply to all instalment payments and eligible site plan and zoning by-law amendment applications occurring after November 28, 2022.

1.4.12 Requirement to Allocate Funds Received

Annually, beginning in 2023, municipalities will be required to spend or allocate at least 60% of the monies in a reserve fund at the beginning of the year for water, wastewater, and services related to a highway. Other services may be prescribed by the regulation.

1.5 Proposed Changes to the D.C.A. – Bill 185: Cutting Red Tape to Build More Homes Act, 2024

On April 10, 2024, the Ontario government introduced Bill 185: *Cutting Red Tape to Build More Homes Act, 2024* which proposes the following changes to the D.C.A.:

- The removal of the Mandatory Phase-in for D.C. by-laws passed after Bill 185 comes into effect;
- Reinstatement of studies as an eligible capital cost;
- A reduction to the D.C. rate freeze timelines for developments proceeding through site plan and zoning by-law amendment applications under the Planning Act. Charges are currently held at rates in place on the date the application is made until building permit issuance, provided the building permit is issued within two years of the approval of the application. This time period is proposed to be reduced to 18 months under Bill 185 (note that the two-year timeline will still apply to applications received prior to Bill 185 coming into force);
- The ability to repeal a provision of the D.C. by-law specifying the date the by-law expires (subject to the 10-year by-law limitation provided in the D.C.A.);
- The ability to undertake minor D.C. by-law amendments for by-laws passed after November 28, 2022 and before Bill 185 takes effect, related to the inclusion of capital costs for studies and the removal of the mandatory D.C. phase-in; and
- To modernize public notice requirements to permit use of municipal websites where newspapers of general circulation are not available.

Bill 185 has not been enacted at the time of writing this D.C. Background Study. As such, the changes proposed have not been reflected in the D.C. calculations or draft by-laws contained herein. However, Watson will continue to monitor the progress of this Bill



and will work with the Township under incorporate any required revisions to the D.C. calculations and D.C. by-law.



Chapter 2

Current Township of West Lincoln D.C. Policies



2. Current Township of West Lincoln Policies

2.1 Schedule of Charges

On July 15, 2019, the Township of West Lincoln's D.C. By-law 2019-51 came into force under the D.C.A. Subsequently, the 2019 D.C. By-law was amended with By-law 2022-77, which provided updates to conform with the legislative changes from Bills 108, 197, and 213.

The by-law, as amended, imposes D.C.s for residential and non-residential uses. The table below provides the rates currently in effect, as of January 1, 2024.

Table 2-1
Township of West Lincoln
Current D.C. Rates
January 1, 2024

Service	Residential				Non-Residential	
	Single and Semi-Detached Dwelling	Multiples	Apartments - 2 Bedrooms +	Apartments - Bachelor and 1 Bedroom	Wind Turbines	per sq.ft.
Services Related to a Highway	6,836	4,556	4,350	2,693	6,836	2.54
Fire Protection Services	461	308	293	181	461	0.18
Parks and Recreation Services	5,434	3,622	3,458	2,140	-	0.40
Library Services	977	650	622	384	-	0.06
Growth Studies	401	266	254	158	401	0.16
Total Township Wide Services	14,109	9,402	8,977	5,556	7,698	3.34
Urban Services						
Stormwater	85	58	53	34.00	-	0.02
Wastewater Services	530	353	336	209.00	-	0.18
Water Services	1,293	861	823	510.00	-	0.46
Total Urban Services	1,908	1,272	1,212	753	-	0.66
GRAND TOTAL RURAL AREA	14,109	9,402	8,977	5,556	7,698	3.34
GRAND TOTAL URBAN AREA	16,017	10,674	10,189	6,309	7,698	4.00

Note: these rates are 85% of the eligible D.C.s due to the mandatory phase-in from Bill 23

2.2 Services Covered

The following services are covered under By-law 2019-51, as amended:

- Services related to a highway;
- Fire protection services;
- Parks and recreation services;
- Library services;



- Growth studies;
- Stormwater;
- Wastewater services; and
- Water services.

2.3 Timing of D.C. Calculation of Payment

Development charges shall be calculated and payable in full in money or by provision of services as may be agreed upon, or by credit granted under the Act, on the date that the first building permit is issued in relation to a building or structure on land to which a development charge applies.

2.4 Indexing

Rates shall be adjusted, without amendment to the by-law, annually on January 1, in accordance with the Statistics Canada Quarterly, Non-Residential Building Construction Price Index (Table 18-10-0276-02).^[1]

2.5 Redevelopment Allowance

In the case of the re-development involving the demolition and replacement of all or part of a building or structure:

- (1) A credit offsetting the development charges payable shall be allowed, provided that the land was improved by occupied structures (or structures capable of occupancy) within the five years prior to the issuance of the demolition permit, and the building permit has been issued for the development or redevelopment within five years from the date the demolition permit has been issued; and
- (2) The credit shall be calculated as follows:

^[1] Ontario Regulation (O. Reg.) 82/98 referenced “The Statistics Canada Quarterly, Construction Price Statistics, catalogue number 62-007” as the index source. Since implementation, Statistics Canada has modified this index twice and the above-noted index is the most current. The draft by-law provided herein refers to O. Reg. 82/98 to ensure traceability should this index continue to be modified over time.



- a. For residential buildings, the credit shall be equivalent to the number of dwelling units demolished multiplied by the applicable residential development charge in place at the time the development charge is payable under this by-law;
- b. For non-residential buildings, the credit shall be equivalent to the gross floor area demolished multiplied by the applicable non-residential development charge in place at the time the development charge is payable under this by-law;

Provided that such amounts shall not exceed, in total, the amount of the D.C.s otherwise payable with respect to the redevelopment.

2.6 Exemptions

The following exemptions are provided under By-law 2019-51:

- Cemeteries or burial grounds;
- Places of worship;
- Granny flats;
- Agricultural uses;
- Affordable Housing projects and Municipal housing project facilities that receive funding through an agreement with Niagara Regional Housing or a department or designated agency of the Niagara Region; and
- Canopies including gas station canopies and those intended for the parking and loading/unloading of vehicles.



Chapter 3

Anticipated Development in Township of West Lincoln



3. Anticipated Development in the Township of West Lincoln

3.1 Requirement of the Act

The growth forecast contained in this chapter (with supplemental tables in Appendix A) provides for the anticipated development for which the Township will be required to provide services over a 10-year (2024 to 2034) and a longer-term (2024 to 2051) time horizon.

Chapter 4 provides the methodology for calculating a D.C. as per the D.C.A. Figure 4-1 presents this methodology graphically. It is noted in the first box of the schematic that in order to determine the D.C. that may be imposed, it is a requirement of subsection 5 (1) of the D.C.A. that “the anticipated amount, type and location of development, for which development charges can be imposed, must be estimated.”

3.2 Basis of Population, Household and Non-Residential Gross Floor Area Forecast

The D.C. growth forecast has been derived by Watson in consultation with the Township of West Lincoln. In preparing the growth forecast, the following information sources were consulted to assess the residential and non-residential development potential for the Township over the forecast period, including:

- Niagara Official Plan, November 4, 2022;
- Niagara Region Official Plan, PDS 17-2022, 2051 Land Needs Assessment, June 2022, Hemson Consulting Ltd.;
- Township of West Lincoln Official Plan, Consolidated July 2021; and Official Plan Amendments No. 62 and 63;
- 2011, 2016 and 2021 population, household and employment Census data;
- Historical residential building permit data over the 2014 to 2023 period;
- Residential and non-residential supply opportunities as identified by Township of West Lincoln staff; and
- Discussions with Township staff regarding anticipated residential and non-residential development in the Township of West Lincoln.

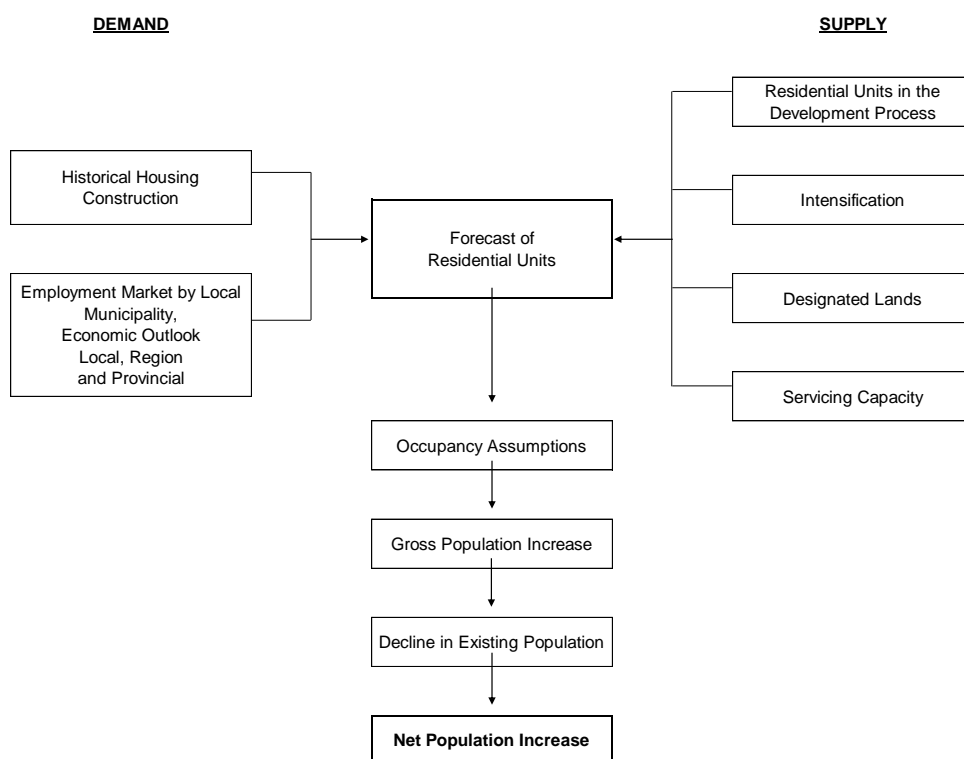


3.3 Summary of Growth Forecast

A detailed analysis of the residential and non-residential growth forecasts is provided in Appendix A and the methodology employed is illustrated in Figure 3-1. The discussion provided herein summarizes the anticipated growth for the Township and describes the basis for the forecast. The results of the residential growth forecast analysis are summarized in Table 3-1 below, and Schedule 1 in Appendix A.

As identified in Table 3-1 and Appendix A – Schedule 1, population in the Township of West Lincoln (excluding census undercount) is anticipated to reach approximately 22,780 by mid-2034 and 37,420 by mid-2051, resulting in an increase of approximately 7,120 and 21,760 persons, respectively. ^[1]

Figure 3-1
Population and Household Forecast Model



^[1] The population figures used in the calculation of the 2024 D.C. exclude the net Census undercount, which is estimated at approximately 2.5%. Population figures presented herein have been rounded.



Table 3-1
Township of West Lincoln
Residential Growth Forecast Summary

Year		Population (Including Census Undercount) ^[1]	Excluding Census Undercount			Housing Units						Person Per Unit (P.P.U.): Total Population/ Total Households
			Population	Institutional Population	Population Excluding Institutional Population	Singles & Semi- Detached	Multiple Dwellings ^[2]	Apartments ^[3]	Other	Total Households	Equivalent Institutional Households	
Historical	Mid 2011	14,190	13,837	37	13,800	4,190	274	155	10	4,629	34	2.989
	Mid 2016	14,870	14,500	30	14,470	4,460	345	150	15	4,970	27	2.918
	Mid 2021	15,850	15,454	49	15,405	4,705	450	140	10	5,305	45	2.913
Forecast	Mid 2024	16,060	15,661	50	15,611	4,749	477	152	10	5,388	45	2.907
	Mid 2034	23,360	22,780	73	22,707	6,415	1,207	593	10	8,225	66	2.770
	Mid 2051	38,370	37,420	119	37,301	9,735	2,819	1,496	10	14,060	108	2.661
Incremental	Mid 2011 - Mid 2016	680	663	-7	670	270	71	-5	5	341	-7	
	Mid 2016 - Mid 2021	980	954	19	935	245	105	-10	-5	335	18	
	Mid 2021 - Mid 2024	210	207	1	206	44	27	12	0	83	0	
	Mid 2024 - Mid 2034	7,300	7,119	23	7,096	1,666	730	441	0	2,837	21	
	Mid 2024 - Mid 2051	22,310	21,759	69	21,690	4,986	2,342	1,344	0	8,672	63	

^[1] Population includes the Census undercount estimated at approximately 2.5% and has been rounded.

^[2] Includes Townhouses and apartments in duplexes.

^[3] Includes bachelor, 1-bedroom, and 2-bedroom+ apartment units.

Notes:

Numbers may not add due to rounding.

Source: Derived from Niagara Region Official Plan, PDS 17-2022, 2051 Land Needs Assessment, June 2023, Hemson Consulting Ltd., and discussions with Township of West Lincoln staff regarding servicing and land supply by Watson & Associates Economists Ltd.



Provided below is a summary of the key assumptions and findings regarding the Township of West Lincoln D.C. growth forecast:

1. Unit Mix (Appendix A – Schedules 1 and 6)

- The housing unit mix for the Township was derived from a detailed review of historical development activity (as per Schedule 6), as well as active residential development applications and discussions with Township staff regarding anticipated development trends for the Township of West Lincoln.
- Based on the above indicators, the 2024 to 2051 household growth forecast for the Township is comprised of a unit mix of 57% low density units (single detached and semi-detached), 27% medium density (multiples except apartments) and 16% high density (bachelor, 1-bedroom and 2-bedroom apartments).

2. Geographic Location of Residential Development (Appendix A – Schedule 2)

- Schedule 2 summarizes the anticipated amount, type, and location of development by area for the Township of West Lincoln.
- In accordance with forecast demand and available land supply, the amount and percentage of forecast housing growth between 2024 and 2051 by development location is summarized below.

Table 3-2
Township of West Lincoln
Geographic Location of Residential Development

Development Location	Amount of Housing Growth, 2024 to 2051	Percentage of Housing Growth, 2024 to 2051
Urban	8,630	99%
Rural	40	<1%
Township of West Lincoln	8,670	100%

Note: Figures may not sum precisely due to rounding.



3. Planning Period

- Short- and longer-term time horizons are required for the D.C. process. The D.C.A. limits the planning horizon for transit services to a 10-year planning horizon. All other services can utilize a longer planning period if the municipality has identified the growth-related capital infrastructure needs associated with the longer-term growth planning period.

4. Population in New Units (Appendix A – Schedules 3, 4 and 5)

- The number of housing units to be constructed by 2051 in the Township of West Lincoln over the forecast period is presented in Table 3-1. Over the 2024 to 2051 forecast period, the Township is anticipated to average approximately 321 new housing units per year.
- Institutional population ^[1] is anticipated to increase by approximately 70 people between 2024 to 2051.
- Population in new units is derived from Schedules 3, 4 and 5, which incorporate historical development activity, anticipated units (see unit mix discussion) and average persons per unit (P.P.U.) by dwelling type for new units.
- Schedule 7a summarizes the average P.P.U. assumed for new housing units by age and type of dwelling based on Statistics Canada 2021 custom Census data for the Township of West Lincoln. Due to data limitations medium and high density P.P.U. data was derived from Niagara Region which includes the Township of West Lincoln, and is outlined in Schedule 7b . The total calculated P.P.U. for all density types has been adjusted accordingly to account for the P.P.U. trends which has been recently experienced in both new and older units. Forecasted 25-year average P.P.U.s by dwelling type are as follows:
 - Low density: 3.168
 - Medium density: 2.169
 - High density: 1.763

^[1] Institutional population largely includes special care facilities such as nursing home or residences for senior citizens. A P.P.U. of 1.100 depicts 1-bedroom and 2-or-more-bedroom units in collective households.



5. Existing Units and Population Change (Appendix A – Schedules 3, 4, and 5)

- Existing households for mid-2024 are based on the 2021 Census households, plus estimated residential units constructed between mid-2021 to the beginning of the growth period, assuming a minimum six-month lag between construction and occupancy (see Schedule 3).
- The change in average occupancy levels for existing housing units is calculated in Schedules 3 through 5.^[1] The forecast population change in existing households over the 2024 to 2051 forecast period is forecast to decline by approximately 1,560.

6. Employment (Appendix A – Schedules 9a, 9b and 9c)

- The employment projections provided herein are largely based on the activity rate method, which is defined as the number of jobs in the Township divided by the number of residents. Key employment sectors include primary, industrial, commercial/population-related, institutional, and work at home, which are considered individually below.
- 2016 employment data ^{[2],[3]} (place of work) for the Township of West Lincoln is outlined in Schedule 9a. The 2016 employment base is comprised of the following sectors:
 - 195 primary (5%);
 - 820 work at home employment (22%);
 - 1,348 industrial (37%);
 - 918 commercial/population-related (25%); and
 - 420 institutional (11%).
- The 2016 employment by usual place of work, including work at home, is 3,700. An additional 560 employees have been identified for the

^[1] Change in occupancy levels for existing households occurs due to aging of the population and family life cycle changes, lower fertility rates and changing economic conditions.

^[2] 2016 employment is based on Statistics Canada 2016 Place of Work Employment dataset by Watson & Associates Economists Ltd.

^[3] Statistics Canada 2021 Census place of work employment data has been reviewed. The 2021 Census employment results have not been utilized due to a significant increase in work at home employment captured due to Census enumeration occurring during the provincial COVID-19 lockdown from April 1, 2021 to June 14, 2021.



Township of West Lincoln in 2016 that have no fixed place of work (N.F.P.O.W.).^[1]

- Total employment, including work at home and N.F.P.O.W. for the Township of West Lincoln is anticipated to reach approximately 6,610 by mid-2034 and 10,480 by mid-2051. This represents an employment increase of approximately 1,950 for the 10-year forecast period and 5,820 for the longer-term forecast period.
- Schedule 9b, Appendix A, summarizes the employment forecast, excluding work at home employment and N.F.P.O.W. employment, which is the basis for the D.C. employment forecast. The impact on municipal services from work at home employees has already been included in the population forecast. The need for municipal services related to N.F.P.O.W. employees has largely been included in the employment forecast by usual place of work (i.e., employment and gross floor area generated from N.F.P.O.W. construction employment). Furthermore, since these employees have no fixed work address, they cannot be captured in the non-residential G.F.A. calculation. Accordingly, work at home and N.F.P.O.W. employees have been removed from the D.C.A. employment forecast and calculation.
- Total employment for the Township of West Lincoln (excluding work at home and N.F.P.O.W. employment) is anticipated to reach approximately 4,170 by mid-2034 and 6,410 by mid-2051. This represents an employment increase of approximately 1,170 for the 10-year forecast period and 3,410 for the longer-term forecast period.^[2]

7. Non-Residential Sq.ft. Estimates (G.F.A.), Appendix A – Schedule 9b)

^[1] No fixed place of work is defined by Statistics Canada as "persons who do not go from home to the same workplace location at the beginning of each shift. Such persons include building and landscape contractors, travelling salespersons, independent truck drivers, etc."

^[2] G.F.A. and employment associated within special care institutional dwellings treated as residential, resulting in an institutional employment difference between Schedules 9a and 9b. Total employment growth in Schedule 9b (excluding work at home and N.F.P.O.W. employment) has been downwardly adjusted to account for institutional employment associated with special care facilities. Total employment in Schedule 9b is anticipated to reach approximately 4,160 by mid-2034 and 6,380 by mid-2051.



- Square footage estimates were calculated in Schedule 10b based on the following employee density assumptions:
 - 3,000 sq.ft. per employee for primary;
 - 1,300 sq.ft. per employee for industrial;
 - 500 sq.ft. per employee for commercial/population-related; and
 - 690 sq.ft. per employee for institutional employment.
- The Township-wide incremental G.F.A. is anticipated to increase by 1,035,700 sq.ft. over the 10-year forecast period and 2,906,200 sq.ft. over the longer-term forecast period.
- In terms of percentage growth, the 2024 to 2051 incremental G.F.A. forecast by sector is broken down as follows:
 - Primary – 3%
 - industrial – 56%;
 - commercial/population-related – 24%; and
 - institutional – 17%.

8. Geographic Location of Non-Residential Development (Appendix A, Schedule 9c)

- Schedule 9c summarizes the anticipated amount, type and location of non-residential development by servicing area for the Township of West Lincoln by area.
- The amount and percentage of forecast total non-residential growth between 2024 and 2051 by development location is summarized below.



Table 3-3
Township of West Lincoln
Geographic Location of Non-Residential Development

Development Location	Amount of Non-Residential G.F.A. (sq.ft.), 2024 to 2051	Percentage of Non-Residential G.F.A., 2024 to 2051
Urban	2,712,100	93%
Rural	194,100	7%
Township of West Lincoln	2,906,200	100%

Note: Figures may not sum precisely due to rounding.



Chapter 4

The Approach to the Calculation of the Charge



4. The Approach to the Calculation of the Charge

4.1 Introduction

This chapter addresses the requirements of subsection 5 (1) of the D.C.A. with respect to the establishment of the need for service which underpins the D.C. calculation. These requirements are illustrated schematically in Figure 4-1.

4.2 Services Potentially Involved

Table 4-1 lists the full range of municipal services that are provided within the Township. A number of these services are not included in the list of eligible services provided in subsection 2 (4) of the D.C.A. as being ineligible for inclusion in D.C.s. These are shown as “ineligible” on Table 4-1. Two ineligible costs defined in subsection 5 (3) of the D.C.A. are “computer equipment” and “rolling stock with an estimated useful life of (less than) seven years.” In addition, local roads are covered separately under subdivision agreements and related means (as are other local services). Services that are potentially eligible for inclusion in the Township’s D.C. are indicated with a “Yes.”

4.3 Increase in the Need for Service

The D.C. calculation commences with an estimate of “the increase in the need for service attributable to the anticipated development,” for each service to be covered by the by-law. There must be some form of link or attribution between the anticipated development and the estimated increase in the need for service. While the need could conceivably be expressed generally in terms of units of capacity, subsection 5 (1) 3, which requires that Township Council indicate that it intends to ensure that such an increase in need will be met, suggests that a project-specific expression of need would be most appropriate.

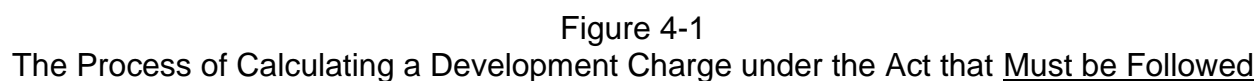




Table 4-1
Categories of Municipal Services to be Addressed as Part of the Calculation

Eligibility for Inclusion in the D.C. Calculation	Description
Yes	Municipality provides the service – service has been included in the D.C. calculation.
No	Municipality provides the service – service has not been included in the D.C. calculation.
n/a	Municipality does not provide the service.
Ineligible	Service is ineligible for inclusion in the D.C. calculation.

Categories of Municipal Services	Eligibility for Inclusion in the D.C. Calculation	Service Components	Maximum Potential D.C. Recovery %
1. Services Related to a Highway	Yes	1.1 Arterial roads	100
	Yes	1.2 Collector roads	100
	Yes	1.3 Bridges, culverts and roundabouts	100
	No	1.4 Local municipal roads	0
	Yes	1.5 Traffic signals	100
	Yes	1.6 Sidewalks and streetlights	100
	Yes	1.7 Active transportation	100
2. Other Transportation Services	n/a	2.1 Transit vehicles ^[1] & facilities	100
	n/a	2.2 Other transit infrastructure	100
	Ineligible	2.3 Municipal parking spaces - indoor	0
	Ineligible	2.4 Municipal parking spaces - outdoor	0
	Yes	2.5 Works yards	100
	Yes	2.6 Rolling stock ^[1]	100
	n/a	2.7 Ferries	100
	n/a	2.8 Airport	100
3. Stormwater Drainage and Control Services	Yes	3.1 Main channels and drainage trunks	100
	Yes	3.2 Channel connections	100
	Yes	3.3 Retention/detention ponds	100

^[1] with 7+ year lifetime



Categories of Municipal Services	Eligibility for Inclusion in the D.C. Calculation	Service Components	Maximum Potential D.C. Recovery %
4. Fire Protection Services	Yes	4.1 Fire stations	100
	Yes	4.2 Fire pumpers, aerials and rescue vehicles ^[1]	100
	Yes	4.3 Small equipment and gear	100
5. Park Services (i.e., Parks and Open Space)	Ineligible	5.1 Acquisition of land for parks, woodlots and E.S.A.s	0
	Yes	5.2 Development of area municipal parks	100
	Yes	5.3 Development of district parks	100
	Yes	5.4 Development of municipal-wide parks	100
	Yes	5.5 Development of special purpose parks	100
	Yes	5.6 Parks rolling stock ^[1] and yards	100
6. Recreation Services	Yes	6.1 Arenas, indoor pools, fitness facilities, community centres, etc. (including land)	100
	Yes	6.2 Recreation vehicles and equipment ^[1]	100
7. Library Services	Yes	7.1 Public library space (incl. furniture and equipment)	100
	Yes	7.2 Library vehicles ^[1]	100
	Yes	7.3 Library materials	100
8. Emergency Preparedness Services	No	8.1 Facility space (incl. furniture and equipment)	100
	No	8.2 Vehicles ^[1]	100
	No	8.3 Equipment	100
9. Electrical Power Services	Ineligible	9.1 Electrical substations	0
	Ineligible	9.2 Electrical distribution system	0
	Ineligible	9.3 Electrical system rolling stock	0

^[1] with 7+ year lifetime



Categories of Municipal Services	Eligibility for Inclusion in the D.C. Calculation	Service Components	Maximum Potential D.C. Recovery %
10. Provision of Cultural, Entertainment and Tourism Facilities and Convention Centres	Ineligible	10.1 Cultural space (e.g., art galleries, museums and theatres)	0
	Ineligible	10.2 Tourism facilities and convention centres	0
11. Wastewater Services	n/a	11.1 Treatment plants	100
	Yes	11.2 Sewage trunks	100
	n/a	11.3 Local systems	0
	Yes	11.4 Vehicles and equipment ^[1]	100
12. Water Supply Services	n/a	12.1 Treatment plants	100
	Yes	12.2 Distribution systems	100
	n/a	12.3 Local systems	0
	Yes	12.4 Vehicles and equipment ^[1]	100
13. Waste Management Services	Ineligible	13.1 Landfill collection, transfer vehicles and equipment	0
	Ineligible	13.2 Landfills and other disposal facilities	0
	n/a	13.3 Waste diversion facilities	100
	n/a	13.4 Waste diversion vehicles and equipment ^[1]	100
14. Policing Services	n/a	14.1 Policing detachments	100
	n/a	14.2 Policing rolling stock ^[1]	100
	n/a	14.3 Small equipment and gear	100
15. Homes for the Aged	n/a	15.1 Homes for the aged space	100
	n/a	15.2 Vehicles ^[1]	100
16. Child Care	n/a	16.1 Child-care space	100
	n/a	16.2 Vehicles ^[1]	100
17. Health	n/a	17.1 Health department space	100
	n/a	17.2 Health department vehicles ^[1]	100
18. Social Housing	n/a	18.1 Social housing space	0
19. Provincial Offences Act Services	No	19.1 Provincial Offences Act services space	100
20. Social Services	Ineligible	20.1 Social service space	0

^[1] with 7+ year lifetime



Categories of Municipal Services	Eligibility for Inclusion in the D.C. Calculation	Service Components	Maximum Potential D.C. Recovery %
21. Ambulance	n/a n/a	21.1 Ambulance station space 21.2 Vehicles ^[1]	100 100
22. Hospital Provision	Ineligible	22.1 Hospital capital contributions	0
23. Provision of Headquarters for the General Administration of Municipalities and Area Municipal Boards	Ineligible Ineligible Ineligible	23.1 Office space 23.2 Office furniture 23.3 Computer equipment	0 0 0
24. Other Services	Ineligible	24.1 Studies in connection with acquiring buildings, rolling stock, materials and equipment, and improving land and facilities, including the D.C. background study cost	0
	Yes	24.2 Interest on money borrowed to pay for growth-related capital	0-100

^[1] with a 7+ year lifetime

4.4 Local Service Policy

Some of the need for services generated by additional development consists of local services related to a plan of subdivision. As such, they will be required as a condition of subdivision agreements or consent conditions. The Township's detailed Local Service Policy is provided in Appendix E.

4.5 Capital Forecast

Paragraph 7 of subsection 5 (1) of the D.C.A. requires that "the capital costs necessary to provide the increased services must be estimated." The Act goes on to require two



potential cost reductions and the regulation sets out the way in which such costs are to be presented. These requirements are outlined below.

These estimates involve capital costing of the increased services discussed above. This entails costing actual projects or the provision of service units, depending on how each service has been addressed.

The capital costs include:

- a) costs to acquire land or an interest therein (including a leasehold interest);
- b) costs to improve land;
- c) costs to acquire, lease, construct or improve buildings and structures;
- d) costs to acquire, lease or improve facilities, including rolling stock (with a useful life of 7 or more years), furniture and equipment (other than computer equipment), materials acquired for library circulation, reference, or information purposes; and
- e) interest on money borrowed to pay for the above-referenced costs;

In order for an increase in need for service to be included in the D.C. calculation, Township Council must indicate “that it intends to ensure that such an increase in need will be met” (subsection 5 (1) 3). This can be done if the increase in service forms part of a Council-approved Official Plan, capital forecast, or similar expression of the intention of Council (O. Reg. 82/98 section 3). The capital program contained herein reflects the Township’s approved and proposed capital budgets and master servicing/needs studies.

4.6 Treatment of Credits

Section 8, paragraph 5, of O. Reg. 82/98 indicates that a D.C. background study must set out “the estimated value of credits that are being carried forward relating to the service.” Section 17, paragraph 4, of the same regulation indicates that “the value of the credit cannot be recovered from future D.C.s,” if the credit pertains to an ineligible service. This implies that a credit for eligible services can be recovered from future



D.C.s. As a result, this provision should be made in the calculation, in order to avoid a funding shortfall with respect to future service needs.

4.7 Classes of Services

Section 7 of the D.C.A. states that a D.C. by-law may provide for any D.C. eligible service or the capital costs with respect to those services. Furthermore, a class may be composed of any number or combination of services and may include parts or portions of each D.C. eligible service.

These provisions allow for services to be grouped together to create a class for the purposes of the D.C. by-law and D.C. reserve funds.

4.8 Existing Reserve Funds

Section 35 of the D.C.A. states that:

“The money in a reserve fund established for a service may be spent only for capital costs determined under paragraphs 2 to 7 of subsection 5 (1).”

There is no explicit requirement under the D.C.A. calculation method set out in subsection 5 (1) to net the outstanding reserve fund balance as part of making the D.C. calculation; however, section 35 does restrict the way in which the funds are used in the future.

For services that are subject to a per capita based, service level “cap,” the reserve fund balance should be applied against the development-related costs for which the charge was imposed once the project is constructed (i.e., the needs of recent growth). This cost component is distinct from the development-related costs for the future forecast periods, which underlie the D.C. calculation herein.

The alternative would involve the Township spending all reserve fund monies prior to renewing each by-law, which would not be a sound basis for capital budgeting. Thus, the Township will use these reserve funds for the Township’s cost share of applicable development-related projects, which are required but have not yet been undertaken, as a way of directing the funds to the benefit of the development that contributed them (rather than to future development, which will generate the need for additional facilities directly proportionate to future growth).



The Township's D.C. Reserve Fund balances by service as of December 31, 2023, are shown below:

Table 4-2
Summary of Development Charges Reserve Fund Balances
As of December 31, 2023

Service	Balance as of December 31, 2023
Services Related to a Highway	\$1,715,699
Fire Protection Services	(\$610,102)
Parks and Recreation Services	\$100,555
Library Services	(\$199,681)
Growth Studies	\$248,828
Stormwater	(\$61,510)
Wastewater Services	\$547,627
Water Services	\$583,193
Total	\$2,324,608

Note: Amounts in brackets are deficit balances.

4.9 Deductions

The D.C.A. potentially requires that four deductions be made to the increase in the need for service. These relate to:

- The level of service ceiling;
- Uncommitted excess capacity;
- Benefit to existing development; and
- Anticipated grants, subsidies, and other contributions.

The requirements behind each of these reductions are addressed below.

4.9.1 *Reduction Required by Level of Service Ceiling*

This is designed to ensure that the increase in need included in section 4.3 does “not include an increase that would result in the level of service [for the additional



development increment] exceeding the average level of the service provided in the municipality over the 15-year period immediately preceding the preparation of the background study” (D.C.A., subsection 5 (1) 4). O. Reg. 82/98 (section 4) goes further to indicate that “both the quantity and quality of a service shall be taken into account in determining the level of service and the average level of service.”

In many cases, this can be done by establishing a quantity measure in terms of units as floor area, land area, or road length per capita and a quality measure, in terms of the average cost of providing such units based on replacement costs, engineering standards, or recognized performance measurement systems, depending on circumstances. When the quantity and quality factors are multiplied together, they produce a measure of the level of service which meets the requirements of the Act, i.e., cost per unit.

With respect to transit services, the changes to the Act introduced in 2015 have provided for an alternative method for calculating the service standard ceiling. Transit services must now utilize a forward-looking service standard analysis, described later in this section.

The average service level calculation sheets for each service component in the D.C. calculation are set out in Appendix B.

4.9.2 Reduction for Uncommitted Excess Capacity

Paragraph 5 of subsection 5 (1) requires a deduction from the increase in the need for service attributable to the anticipated development that can be met using the Township’s “excess capacity,” other than excess capacity which is “committed.”

“Excess capacity” is undefined, but in this case must be able to meet some or all of the increase in need for service, in order to potentially represent a deduction. The deduction of uncommitted excess capacity from the future increase in the need for service would normally occur as part of the conceptual planning and feasibility work associated with justifying and sizing new facilities, e.g., if a road widening to accommodate increased traffic is not required because sufficient excess capacity is already available, then widening would not be included as an increase in need, in the first instance.



4.9.3 Reduction for Benefit to Existing Development

Section 5 (1) 6 of the D.C.A. provides that, “The increase in the need for service must be reduced by the extent to which an increase in service to meet the increased need would benefit existing development.” The general guidelines used to consider benefit to existing development included:

- The repair or unexpanded replacement of existing assets that are in need of repair;
- An increase in average service level of quantity or quality (compare water as an example);
- The elimination of a chronic servicing problem not created by growth; and
- Providing services where none previously existed (generally considered for water or wastewater services).

This step involves a further reduction in the need, by the extent to which such an increase in service would benefit existing development. The level of service cap in section 4.9.1 is related but is not the identical requirement. Sanitary, storm, and water trunks are highly localized to growth areas and can be more readily allocated in this regard than other services such as services related to a highway, which do not have a fixed service area.

Where existing development has an adequate service level which will not be tangibly increased by an increase in service, no benefit would appear to be involved. For example, where expanding existing library facilities simply replicates what existing residents are receiving, they receive very limited (or no) benefit as a result. Alternatively, where a clear existing service problem is to be remedied, a deduction should be made accordingly.

In the case of services such as recreation facilities, community parks, libraries, etc., the service is typically provided on a Township-wide system basis. For example, facilities of the same type may provide different services (i.e., leisure pool vs. competitive pool), different programs (i.e., hockey vs. figure skating), and different time availability for the same service (i.e., leisure skating available on Wednesdays in one arena and Thursdays in another). As a result, residents will travel to different facilities to access the services they want at the times they wish to use them, and facility location generally does not correlate directly with residence location. Even where it does, displacing users



from an existing facility to a new facility frees up capacity for use by others and generally results in only a very limited benefit to existing development. Furthermore, where an increase in demand is not met for a number of years, a negative service impact to existing development is involved for a portion of the planning period.

4.9.4 *Reduction for Anticipated Grants, Subsidies and Other Contributions*

This step involves reducing the capital costs necessary to provide the increased services by capital grants, subsidies, and other contributions (including direct developer contributions required due to the local service policy) made or anticipated by Council and in accordance with various rules such as the attribution between the share related to new vs. existing development. That is, some grants and contributions may not specifically be applicable to growth or where Council targets fundraising as a measure to offset impacts on taxes (O. Reg. 82/98, section 6).

4.10 Municipal-wide vs. Area Rating

This step involves determining whether all of the subject costs are to be recovered on a uniform municipal-wide basis or whether some or all are to be recovered on an area-specific basis. Under the amended D.C.A., it is now mandatory to “consider” area rating of services (providing charges for specific areas and services); however, it is not mandatory to implement area rating. Further discussion is provided in subsection 7.4.4 of this report.

4.11 Allocation of Development

This step involves relating the costs involved to anticipated development for each period under consideration and using allocations between residential and non-residential development and between one type of development and another, to arrive at a schedule of charges.

4.12 Asset Management

The legislation now requires that a D.C. background study must include an asset management plan (A.M.P.) (subsection 10 (2) c. 2). The A.M.P. must deal with all



assets that are proposed to be funded, in whole or in part, by D.C.s. The current regulations provide very extensive and specific requirements for the A.M.P. related to transit services (as noted in the subsequent subsection); however, they are silent with respect to how the A.M.P. is to be provided for all other services. As part of any A.M.P., the examination should be consistent with the municipality's existing assumptions, approaches, and policies on the asset management planning. This examination has been included in Appendix F.

4.13 Transit

The D.C.A. provides for the following matters for transit:

- The background study requires the following in regard to transit costs (as per subsection 8 (2) of the Regulations):
 - The calculations used to prepare the estimate for the planned level of service for the transit services, as mentioned in subsection 5.2 (3) of the Act.
 - i. An identification of the portion of the total estimated capital cost relating to the transit services that would benefit,
 - ii. the anticipated development over the 10-year period immediately following the preparation of the background study, or
 - iii. the anticipated development after the 10-year period immediately following the preparation of the background study.
 - An identification of the anticipated excess capacity that would exist at the end of the 10-year period immediately following the preparation of the background study.
 - An assessment of ridership forecasts for all modes of transit services proposed to be funded by the development charge over the 10-year period immediately following the preparation of the background study, categorized by development types, and whether the forecast ridership will be from existing or planned development.
 - An assessment of the ridership capacity for all modes of transit services proposed to be funded by the development charge over the 10-year period immediately following the preparation of the background study.
- A forward-looking service standard (as per subsection 6.1 (2) of the Regulations):
 - The service is a discrete service.



- No portion of the service that is intended to benefit anticipated development after the 10-year period immediately following the preparation of the background study may be included in the estimate.
- No portion of the service that is anticipated to exist as excess capacity at the end of the 10-year period immediately following the preparation of the background study may be included in the estimate.
- A detailed asset management strategy and reporting requirements (subsection 6.1 (3) of the Regulations) that includes lifecycle costs, action plans that will enable the assets to be sustainable, summary of how to achieve the proposed level of service, discussion on procurement measures and risk.

Transit services are the Region of Niagara's responsibility, therefore the above calculations and reporting requirements are not required for this study.

4.14 Mandatory Phase-in of a D.C.

As described in Chapter 1, all D.C. by-laws passed after January 1, 2022, the charge must be phased-in relative to the maximum charge that could be imposed under the by-law. The phase-in for the first 5-years that the by-law is in force, are as follows:

- Year 1 – 80% of the maximum charge;
- Year 2 – 85% of the maximum charge;
- Year 3 – 90% of the maximum charge;
- Year 4 – 95% of the maximum charge; and
- Year 5 to expiry – 100% of the maximum charge.

As noted in section 1.5, the Province released Bill 185 which may remove the phase-in requirements. The details of these changes are anticipated to be forthcoming in 2024 and Watson will keep the Township informed of any required revisions to the D.C. by-law.



Chapter 5

D.C.-Eligible Cost Analysis by Service



5. D.C.-Eligible Cost Analysis by Service

5.1 Introduction

This chapter outlines the basis for calculating eligible costs for the D.C.s to be applied on a uniform basis. In each case, the required calculation process set out in subsection 5 (1) paragraphs 2 to 7 in the D.C.A. and described in Chapter 4, was followed in determining D.C. eligible costs.

The service component is evaluated on two format sheets:

- The service standards that provide the average historical 15-year level of service calculation (see Appendix B), which “caps” the D.C. amounts (note that this is not required for water, wastewater, and stormwater); and
- The infrastructure cost calculation, which determines the potential D.C. recoverable cost.

The nature of the capital projects and timing identified in the chapter reflects Council's current intention. Over time, however, Township projects and Council priorities change; accordingly, Council's intentions may alter, and different capital projects (and timing) may be necessary to meet the need for services required by new growth.

5.2 Service Levels and 10-Year Capital Costs for West Lincoln's D.C. Calculation

This section evaluates the development-related capital requirements for fire protection services, parks and recreation services, and library services over a 10-year planning period from 2024 to 2034. For stormwater services, it has been evaluated over an urban 10-year planning period.

5.2.1 Fire Protection Services

The West Lincoln Fire Department currently operates out of Smithville and Caistor Centre with a combined 17,547 sq.ft. of facility space. This provides for a per capita average level of service of 1.17 sq.ft. per capita or \$691 per capita. This level of service provides the Township with a maximum D.C.-eligible amount for recovery over the forecast period of \$4.92 million.



The fire department has a current inventory of 13 vehicles. The total D.C.-eligible amount calculated for fire vehicles over the forecast period is \$2.97 million, based on a standard of \$417 per capita.

In addition to vehicles, the Township provides 529 items of equipment and gear for the use in fire services. This results in a calculated average level of service for the historical 15-year period of \$95 per capita, providing for a D.C.-eligible amount over the forecast period of \$678,298 for small equipment and gear.

Based on the above, the maximum D.C.-eligible amount for fire protection services is approximately \$8.57 million.

To service new development, the Township has identified future capital needs totalling \$8.2 million, which includes the need for a SCBA cylinder compressor and filling station for Station 2, SCBA Washer decontamination equipment, debt related to the Caistor Fire Hall facility, as well as provisions for future facilities, equipment, and vehicles. Additionally, the existing reserve fund deficit of \$610,102 has been included for recovery, for a combined gross total of \$8.8 million. Of this amount, a deduction of \$2.5 million has been made to recognize the portion of the capital works that will benefit development beyond the forecast period. In total, the net D.C. recoverable amount included in the D.C. calculation is approximately \$6.3 million.

These costs are shared between residential and non-residential based on the population to employment ratio over the forecast period, resulting in 86% being allocated to residential development and 14% being allocated to non-residential development.



Table 5-1
Infrastructure Cost Included in the Development Charges Calculation
Fire Protection Services

Prj. No	Increased Service Needs Attributable to Anticipated Development	Timing (year)	Gross Capital Cost Estimate (2024\$)	Post Period Benefit	Other Deductions	Net Capital Cost	Less:		Potential D.C. Recoverable Cost		
							Benefit to Existing Development	Grants, Subsidies and Other Contributions Attributable to New Development	Total	Residential Share 86%	Non-Residential Share 14%
	2024 to 2034										
1	Caistor Fire Hall Debt - Growth Related Principal	Debt	786,600	-		786,600	-		786,600	676,476	110,124
2	Caistor Fire Hall Debt - Growth Related Interest (discounted)	Debt	229,595	-		229,595	-		229,595	197,452	32,143
3	SCBA Cylinder Compressor and Filling Station at Station 2	2024	90,000	-		90,000	-		90,000	77,400	12,600
4	SCBA Washer - Decontamination Equipment	2027	50,000	-		50,000	-		50,000	43,000	7,000
6	Provision for Fire Facility	2027-2042	5,000,000	2,500,000		2,500,000	-		2,500,000	2,150,000	350,000
7	Provision for Equipment	2025-2033	615,000	-		615,000	-		615,000	528,900	86,100
8	Provision for Vehicles	2025-2033	1,420,000	-		1,420,000	-		1,420,000	1,221,200	198,800
9	Reserve Fund Adjustment	Reserve	610,102	-		610,102	-		610,102	524,688	85,414
	Total		8,801,298	2,500,000	-	6,301,298	-	-	6,301,298	5,419,116	882,182



5.2.2 Parks and Recreation Services

The Township currently provides a variety of parks and recreation-related assets to service the community. A summary of the Township's inventory is provided below:

- 110.11 acres of parkland (consisting of various sized community parks, urban parks, Township parks, and roadside parks);
- 55 amenities that include items such as soccer fields, baseball diamonds, tennis courts, pavilions, etc.;
- 4 trails totaling 1.9 kilometers;
- 35 parks and recreation vehicles and equipment (consisting of mowers, trailer, ice resurfacer, pick-up trucks, etc.); and
- Approximately 85,700 sq.ft. of recreation facility space, which includes community centres, parks buildings, and a greenhouse.

In total, the Township's parks and recreation service has provided a 15-year (2009 to 2023) historical level of service that equates to an investment of \$3,331 per capita. This level of investment provides the Township with a D.C.-eligible amount of \$23.7 million towards future parks and recreation capital.

Based on the projected growth over the 10-year forecast period, the Township has identified \$20.95 million in future growth capital costs for parks and recreation. The projects include additional playground equipment, new soccer field, trails, provisions for future parks and recreation infrastructure and associated works (based on potential capital to be identified through a future parks and recreation master plan that is currently underway), and debt related to the West Lincoln Community Centre. With respect to deductions, the following adjustments have been made:

- Benefit to existing development: \$1.1 million.
- Post period benefit: \$3.1 million.
- Reserve fund surplus balance: \$100,555.

Therefore, the net growth-related capital cost of \$16.7 million is being included in the D.C. calculations.



As the predominant users of parks and recreation tend to be residents of the Township, the forecast growth-related costs have been allocated 95% to residential and 5% to non-residential.



Table 5-2
Infrastructure Cost Included in the Development Charges Calculation
Parks and Recreation Services

Prj.No	Increased Service Needs Attributable to Anticipated Development	Timing (year)	Gross Capital Cost Estimate (2024\$)	Post Period Benefit	Other Deductions	Net Capital Cost	Less:		Potential D.C. Recoverable Cost		
							Benefit to Existing Development	Grants, Subsidies and Other Contributions Attributable to New Development	Total	Residential Share	Non-Residential Share
	2024 to 2034									95%	5%
1	Leisureplex - New soccer field - no lighting / irrigation	2029	200,000	-		200,000	137,200		62,800	59,660	3,140
2	New Playground Equipment - Station Meadows West	2025	180,000	-		180,000	-		180,000	171,000	9,000
3	New Playground Equipment - Thrive Development	2026	180,000	-		180,000	-		180,000	171,000	9,000
4	Wellandport Community Centre Park & Shoreline Enhancements	2025-2027	1,420,000	-		1,420,000	923,000		497,000	472,150	24,850
5	TMP Capital Project ID TWL-Trail-01 Hydro Corridor Trail: Between Spring Creek Road Extension and Industrial Park Road	2024-2034	3,250,000	2,186,700		1,063,300	-		1,063,300	1,010,135	53,165
6	TMP Capital Project ID TWL-Trail-04 Enbridge Trail: Between Shurie Road and Alma Dr	2034-2044	512,000	512,000		-	-		-	-	-
7	TMP Capital Project ID TWL-Trail-08 Industrial Park Road - Townline Road Connector Trail: Between Regional Road 20/Industrial Park Road Intersection and Townline Road	2034-2044	375,000	375,000		-	-		-	-	-
8	TMP Capital Project ID TWL-Trail-14 North Creek Trail: Between South Grimsby Road 6 and Streamside Park	2025-2030	750,000			750,000	-		750,000	712,500	37,500
9	Provision for Future Parkland/Amenities Development	2024-2033	4,200,000			4,200,000	-		4,200,000	3,990,000	210,000
10	Provision for Additional Parks and Recreation Vehicles and Equipment	2024-2033	600,000			600,000	-		600,000	570,000	30,000
11	West Lincoln Community Centre Debt- Principal	Debt	7,982,730	-		7,982,730	-		7,982,730	7,583,593	399,136
12	West Lincoln Community Centre Debt- Discounted Interest	Debt	1,304,905	-		1,304,905	-		1,304,905	1,239,660	65,245
13	Reserve Fund	Reserves					100,555		(100,555)	(95,527)	(5,028)
	Total		20,954,635	3,073,700	-	17,880,935	1,160,755	-	16,720,180	15,884,171	836,009



5.2.3 Library Services

The Township currently operates its library services from three locations with a combined 19,351 sq.ft. of facility space. Over the past 15 years, the average level of service was 0.80 sq.ft. of space per capita or an investment of \$540 per capita. Based on this service standard, the Township would be eligible to collect a total of \$3.84 million from D.C.s for library facilities.

The Township has a current inventory of library collection materials with 43,281 items that includes books, periodicals, electronic media, 3D printer, database subscriptions, internet access stations, etc. Over the past 15 years, the average level of service is approximately 3.26 collection items per capita or an investment of \$142 per capita. Based on this service standard, the Township would be eligible to collect \$1.01 million from D.C.s for library collection items.

Therefore, the total D.C.-eligible amount for library services is \$4.9 million.

With respect to capital needs to accommodate growth over the forecast period, the Township has identified additional collection materials, additional audio-visual collection for all branches, radio frequency identification, automated sorter, bookmobile, makerspace, book vending machines, subscriptions, as well as debt associated to the Smithville Library facility. Additionally, the existing reserve fund balance deficit of \$199,681 has been included in the calculations. The costs of these items total \$3.2 million. The following deductions have been made to the capital program:

- \$223,000 to account for the benefit to existing development.
- \$208,800 to recognize the portion of the capital works that will benefit development beyond the forecast period.

Therefore, the net growth-related capital cost included for recovery is \$2.7 million.

While library usage is predominately residential based, there is some use of the facilities by non-residential users, for the purpose of research. To acknowledge this use, the growth-related capital costs have been allocated 95% residential and 5% non-residential.



Table 5-3
Infrastructure Cost Included in the Development Charges Calculation
Library Services

Prj.No	Increased Service Needs Attributable to Anticipated Development 2024 to 2034	Timing (year)	Gross Capital Cost Estimate (2024\$)	Post Period Benefit	Other Deductions	Net Capital Cost	Less:		Potential D.C. Recoverable Cost		
							Benefit to Existing Development	Grants, Subsidies and Other Contributions Attributable	Total	Residential Share 95%	Non- Residential Share 5%
1	Library-Smithville - Additional Collections	2024-2033	218,500	-		218,500	-	-	218,500	207,575	10,925
2	Library-Caistorville - Additional Collections	2024-2033	101,900	-		101,900	-	-	101,900	96,805	5,095
3	Library-Wellandport - Addition to printed collection	2024-2033	126,900	-		126,900	-	-	126,900	120,555	6,345
4	Addition to audio visual collection all branches	2024-2033	167,550	-		167,550	-	-	167,550	159,173	8,378
5	Radio Frequency Identification	2026-2027	100,000	39,200		60,800	41,800	-	19,000	18,050	950
6	Automated Sorter	2027	25,000	9,800		15,200	10,500	-	4,700	4,465	235
7	Bookmobile	2030	180,000	70,500		109,500	75,300	-	34,200	32,490	1,710
8	StoryWalks	2025-2027	18,000	7,100		10,900	7,500	-	3,400	3,230	170
9	Makerspace	2025	20,000	-		20,000	-	-	20,000	19,000	1,000
10	Subscription	2024-2033	27,000	-		27,000	-	-	27,000	25,650	1,350
11	Book Vending Machines	2030-2040	130,000	50,900		79,100	54,400	-	24,700	23,465	1,235
12	Outdoor Meeting Space	2024-2026	80,000	31,300		48,700	33,500	-	15,200	14,440	760
13	Smithville Library Debt- Principal	Debt	1,520,520	-		1,520,520	-	-	1,520,520	1,444,494	76,026
14	Smithville Library Debt-Discounted Interest	Debt	248,553	-		248,553	-	-	248,553	236,126	12,428
15	Reserve Fund Adjustment	Reserve	199,681	-		199,681	-	-	199,681	189,697	9,984
	Total		3,163,605	208,800	-	2,954,805	223,000	-	2,731,805	2,595,214	136,590



5.2.4 Stormwater Services

The Township currently has a reserve fund deficit of \$61,510 from growth-related works already undertaken to support new development. This amount has been included for recovery.

This amount is shared between residential and non-residential based on the population to employment ratio over the 10-year urban forecast period, resulting in 87% being residential development and 13% being allocated to non-residential development.



Table 5-4
Infrastructure Cost Included in the Development Charges Calculation
Stormwater Services

[illegible]



5.3 Service Levels and Long Term Capital Costs for West Lincoln's D.C. Calculation

This section evaluates the development-related capital requirements for parks and recreation services and library services over a long-term planning period from 2024 to 2051.

5.3.1 Services Related to a Highway

5.3.1.1 Services Related to a Highway – Roads and Related

The Township owns and maintains:

- 115 km of unpaved roads;
- 214 km of surface treated roads;
- 39 km of asphalt paved roads;
- 72 bridges;
- 19 culverts;
- 17.9 km of sidewalks;
- 250 streetlight fixtures; and
- 74 streetlight poles.

This provides an average level of investment of \$68,993 per capita, resulting in a D.C.-eligible recovery amount of \$1.5 billion over the 2024 to 2051 forecast period.

With respect to future needs, the Township has identified a capital program totalling \$183.06 million, with the majority of the projects originating from the Smithville Master Community Plan. These projects include numerous road urbanizations, upgrades, junction improvements, new pedestrian bridges, and sidewalks. A deduction of \$29.4 million has been made to recognize the portion of the works that would benefit the existing community. Furthermore, \$1.7 million has also been deducted to account for the Township's existing reserve fund balance and \$4.2 million to recognize developer contributions. Therefore, the total growth-related cost to be included in the D.C. is \$147.7 million.

The residential/non-residential capital cost allocation for service related to a highway – roads and related is based on the ratio of the anticipated population and employment



growth over the 2024 to 2051 forecast period. This results in 87% being allocated to residential development and 13% to non-residential development.



Table 5-5
Infrastructure Cost Included in the Development Charges Calculation
Services Related to a Highway – Roads and Related

Prj. No	Increased Service Needs Attributable to Anticipated Development 2024 to 2051	Timing (year)	Gross Capital Cost Estimate (2024\$)	Post Period Benefit	Other Deductions	Net Capital Cost	Less:		Potential D.C. Recoverable Cost		
							Benefit to Existing Development	Grants, Subsidies and Other Contributions Attributable to New Development	Total	Residential Share 87%	Non-Residential Share 13%
	Roadways										
1	Urban Boundary Expansion TWL-Road-01 Spring Creek Rd Extension: west limit of existing Spring Creek Rd allowance to the New Western Link	2024-2026	7,000,000	-		7,000,000	-	-	7,000,000	6,090,000	910,000
2	TMP Capital Project ID TWL-Road-05 Tober Road realignment New Southern Collector 2: Tober Rd to Port Davidson Rd New Southern Collector 1: Port Davidson Rd to Shurie Rd	2034-2044	17,500,000	-		17,500,000	-	-	17,500,000	15,225,000	2,275,000
3	TMP Capital Project ID TWL-Road-06 New Western Collector 1: South Grimsby Rd 6 to Townline Rd	2044-2051	24,000,000	-		24,000,000	-	-	24,000,000	20,880,000	3,120,000
4	TWL-Road-07 Spring Creek Rd: Spring Creek Rd Extension to Hornak Rd	2025-2026	12,000,000	-		12,000,000	-	-	12,000,000	10,440,000	1,560,000
5	TMP Capital Project ID TWL-Road-08 Road Upgrade - South Grimsby Rd 5: Young St and New Northern Collector	2024-2034	4,500,000	-		4,500,000	1,350,000	-	3,150,000	2,740,500	409,500
6	TMP Capital Project ID TWL-Road-09 Road Upgrade - South Grimsby Rd 5: New Northern Collector and Spring Creek Rd	2024-2034	4,500,000	-		4,500,000	1,350,000	-	3,150,000	2,740,500	409,500
7	TMP Capital Project ID TWL-Road-10 Road Upgrade - South Grimsby Rd 5: Spring Creek Rd and RR20 (West St)	2024-2034	7,000,000	-		7,000,000	840,000	4,200,000	1,960,000	1,705,200	254,800
8	TMP Capital Project ID TWL-Road-14 Road Upgrade - Industrial Park Rd: Young St and New Northern Collector	2024-2034	4,500,000	-		4,500,000	1,350,000	-	3,150,000	2,740,500	409,500
9	TMP Capital Project ID TWL-Road-16 Road Upgrade - Industrial Park Rd: New Eastern Link and RR20 (West St)	2024-2034	10,000,000	-		10,000,000	3,000,000	-	7,000,000	6,090,000	910,000
10	TMP Capital Project ID TWL-Road-17a Road Upgrade - Townline Rd: RR20 (St. Catharines St) and RR14 (Canborough St)	2034-2044	20,000,000	-		20,000,000	6,000,000	-	14,000,000	12,180,000	1,820,000
11	TMP Capital Project ID TWL-Road-19 Road Upgrade - Port Davidson Rd: Townline Rd and New Southern Collector	2034-2044	4,500,000	-		4,500,000	1,350,000	-	3,150,000	2,740,500	409,500
12	TMP Capital Project ID TWL-Road-20 Road Upgrade - Shurie Rd: Townline Rd to New Southern Collector 1	2034-2044	4,500,000	-		4,500,000	1,350,000	-	3,150,000	2,740,500	409,500
13	TMP Capital Project ID TWL-Road-21 Road Upgrade - South Grimsby Rd 6: New Western Collector 1 and Townline Rd	2034-2051	15,000,000	-		15,000,000	4,500,000	-	10,500,000	9,135,000	1,365,000
14	TMP Capital Project ID TWL-Road-22 Road Upgrade - South Grimsby Rd 6: New Western Collector 1 and RR20 (West St)	2044-2051	9,000,000	-		9,000,000	2,700,000	-	6,300,000	5,481,000	819,000



Table 5-5
Infrastructure Cost Included in the Development Charges Calculation
Services Related to a Highway – Roads and Related - continued

Prj. No	Increased Service Needs Attributable to Anticipated Development 2024 to 2051	Timing (year)	Gross Capital Cost Estimate (2024\$)	Post Period Benefit	Other Deductions	Net Capital Cost	Less:		Potential D.C. Recoverable Cost		
							Benefit to Existing Development	Grants, Subsidies and Other Contributions Attributable to New Development	Total	Residential Share 87%	Non- Residential Share 13%
15	TMP Capital Project ID TWL-Road-23 Road Upgrade - Young St: RR14 (Thirty Rd) and South Grimsby Rd 2	2024-2034	15,000,000	-		15,000,000	4,500,000	-	10,500,000	9,135,000	1,365,000
16	Provision for Other Road-Related Works (Upgrades/ Widenings)	2031-2051	10,000,000	-		10,000,000	-	-	10,000,000	8,700,000	1,300,000
	Junction Improvements										
17	TMP Capital Project ID TWL-Junction-02 South Grimsby Road 5 and Spring Creek Road	2024-2034	900,000	-		900,000	450,000	-	450,000	391,500	58,500
18	TMP Capital Project ID TWL-Junction-16 Tober Road/New Southern Collector 2	2034-2051	900,000	-		900,000	-	-	900,000	783,000	117,000
19	TMP Capital Project ID TWL-Junction-17 Port Davidson Road/New Southern Collector 1/New Southern Collector 2	2034-2051	900,000	-		900,000	-	-	900,000	783,000	117,000
20	TMP Capital Project ID TWL-Junction-18 Shurie Road and New Southern Collector 1	2034-2051	700,000	-		700,000	-	-	700,000	609,000	91,000
21	TMP Capital Project ID TWL-Junction-19 South Grimsby Road 6 and New Western Collector 1	2044-2051	700,000	-		700,000	-	-	700,000	609,000	91,000
	Bridges and Culverts										
22	TWL-Trail-03a (Pedestrian Bridge)	2044	2,300,000	-		2,300,000	-	-	2,300,000	2,001,000	299,000
23	TWL-Trail-08a (Pedestrian Bridge)	2034-2043	2,300,000	-		2,300,000	-	-	2,300,000	2,001,000	299,000
				-		-	-	-	-	-	-
	Sidewalks			-		-	-	-	-	-	-
24	RR 63 Canborough Rd - From: House # 5103 To: House # 5065 - 250m-upgrade	2025	250,000	-		250,000	171,500	-	78,500	68,295	10,205
25	Sping Creek Rd - From: Regional Rd 14 To: Hornak Rd-new	2026	11,000	-		11,000	7,600	-	3,400	2,958	442
26	Townline Rd: Canborough St to South Grimsby Rd 6 (both sides)	2033	690,000	-		690,000	476,100	-	213,900	186,093	27,807



Table 5-5
Infrastructure Cost Included in the Development Charges Calculation
Services Related to a Highway – Roads and Related - continued

Prj. No	Increased Service Needs Attributable to Anticipated Development 2024 to 2051	Timing (year)	Gross Capital Cost Estimate (2024\$)	Post Period Benefit	Other Deductions	Net Capital Cost	Less:		Potential D.C. Recoverable Cost		
							Benefit to Existing Development	Grants, Subsidies and Other Contributions Attributable to New Development	Total	Residential Share 87%	Non- Residential Share 13%
27	McMurchie Ln - From: Griffin St To: End - 60m-new	2028	25,000	-		25,000	17,200	-	7,800	6,786	1,014
28	New Northern Connector - From: New Western Link To: Industrial Park Rd (Regional Road project RR/TWL-Road-02) both sides	2030	1,150,000	-		1,150,000	-	-	1,150,000	1,000,500	149,500
29	Industrial Park Rd - From: New Northern Connector To: New Eastern Link (Regional Road project RR/TWL-Road-15) both sides	2030	460,000	-		460,000	-	-	460,000	400,200	59,800
30	New Eastern Link: Industrial Park Rd to Regional Rd 20 (Regional Road project RR/TWL-Road-04)	2030	920,000	-		920,000	-	-	920,000	800,400	119,600
31	Regional Road 14 (Thirty Rd) - From: Young St To: New Northern Connector (Regional Road project RR-Road-11) both sides	2030	230,000	-		230,000	-	-	230,000	200,100	29,900
32	Regional Road 14 (Thirty Rd) - From: New Northern Connector To: Spring Creek Rd (Regional Road project RR-Road-12) both sides	2030	230,000	-		230,000	-	-	230,000	200,100	29,900
33	Regional Road 14 (Station St) - From: Spring Creek Rd To: Regional Rd 20 (Regional Road project RR-Road-13) both sides	2030	460,000	-		460,000	-	-	460,000	400,200	59,800
34	Townline Rd - From: Regional Rd 14 (Canborough St) To: New Western Collector 1 (Regional Road project RR-Road-17B) both sides	2030	460,000	-		460,000	-	-	460,000	400,200	59,800
35	Townline Rd - From: New Western Collector 1 To: South Grimsby Rd 6 (Regional Road project RR-Road-18) both sides	2030	230,000	-		230,000	-	-	230,000	200,100	29,900
36	St. Catharines St - From: Industrial Park Rd To: Townline Rd roundabout	2033	150,000	-		150,000	-	-	150,000	130,500	19,500
37	West St - From: South Grimsby Rd 5 To: South Grimsby Rd 6 roundabout	2033	92,000			92,000	-	-	92,000	80,040	11,960
38	Reserve Fund	Reserves		-			1,715,699	-	(1,715,699)	(1,492,658)	(223,041)
	Total		183,058,000	-	-	183,058,000	31,128,099	4,200,000	147,729,901	128,525,014	19,204,887



5.3.1.2 Services Related to a Highway – Public Works Facilities, Equipment, and Fleet

The Township's Public Works department operates out of a combined space of 15,341 sq.ft. of building area, providing an average level of service of \$565 per capita. This level of service provides the Township with a maximum D.C.-eligible amount for recovery over the 2051 forecast period of \$12.3 million.

The Public Works Department currently maintains an inventory of 71 vehicles and major equipment totalling \$7.8 million. This inventory provides for an average level of service of \$509 per capita. Over the forecast period, the D.C.-eligible amount for vehicles and equipment is \$11.1 million.

Based on the above, the maximum D.C.-eligible amount for public works is approximately \$23.4 million.

Based on the anticipated growth in the Township over the forecast period, approximately \$17.2 million of future capital has been identified. These include a new Smithville Depot, a road roller, sidewalk tractor, Grade-all 4X4 excavator, as well as a provision for new vehicles and equipment to service the new development. A deduction of approximately \$6.3 million has been made for the share of the projects that benefit existing development. Therefore, the net growth-related D.C. recoverable amount of \$10.9 million has been included in the calculations.

The residential/non-residential capital cost allocation for service related to a highway – roads and related is based on the ratio of the anticipated population and employment growth over the 2024 to 2051 forecast period. This results in 87% being allocated to residential development and 13% to non-residential development.



Table 5-6
Infrastructure Cost Included in the Development Charges Calculation
Services Related to a Highway – Public Works Facilities, Equipment, and Fleet

Prj. No	Increased Service Needs Attributable to Anticipated Development	Timing (year)	Gross Capital Cost Estimate (2024\$)	Post Period Benefit	Other Deductions	Net Capital Cost	Less:		Potential D.C. Recoverable Cost		
							Benefit to Existing Development	Grants, Subsidies and Other Contributions Attributable to New Development	Total	Residential Share 87%	Non-Residential Share 13%
	2024 to 2051										
1	Road Roller - new	2025	120,000	-		120,000	60,000		60,000	52,200	7,800
2	Sidewalk Tractor and Attachment - Addition to Fleet	2027	170,000	-		170,000	-		170,000	147,900	22,100
3	Grade All 4x4 Excavator for ditches and tree trimming - Addition to Fleet	2026	600,000	-		600,000	540,000		60,000	52,200	7,800
4	New Smithville Depot (with salt dome and storage)	2026-2029	11,300,000	-		11,300,000	5,650,000		5,650,000	4,915,500	734,500
5	Provision for new vehicles and equipment	2024-2051	5,000,000	-		5,000,000	-		5,000,000	4,350,000	650,000
	Total		17,190,000	-	-	17,190,000	6,250,000	-	10,940,000	9,517,800	1,422,200



5.4 Service Levels and Urban Buildout Capital Costs for West Lincoln's D.C. Calculation

This section evaluates the development-related capital requirements for water and wastewater over an urban 2051 buildout planning period. The capital program is primarily based on the information from the Smithville Master Community Plan, as well as capital identified from the previous D.C. background study.

5.4.1 Water Services

Based on the anticipated growth forecast, a number of water projects have been identified to service developments throughout the Township. These project are mostly based on works identified in the previous D.C. study, but also include the servicing of the new urban boundary. It is noted that the majority of the water infrastructure identified in the Smithville Master Community Plan is assumed to be a local service and developer responsibility.

The projects included in the D.C. for consideration are upsizing of watermain, new urban boundary watermain, and water reading equipment. The total gross capital cost for capital projects is approximately \$4.8 million. With respect to deductions, the following adjustments have been made:

- Benefit to existing development: \$1.9 million.
- Reserve fund surplus balance: \$583,193.

Therefore, the net growth-related capital cost of \$2.2 million is being included in the D.C. calculations.

These costs are shared between residential and non-residential based on the population to employment ratio over the urban 2051 buildout forecast period, resulting in 88% being residential development and 12% being allocated to non-residential development.



Table 5-7
Infrastructure Cost Included in the Development Charges Calculation
Water Services

Prj.No	Increased Service Needs Attributable to Anticipated Development	Timing (year)	Gross Capital Cost Estimate (2024\$)	Post Period Benefit	Other Deductions	Net Capital Cost	Less:		Potential D.C. Recoverable Cost		
							Benefit to Existing Development	Grants, Subsidies and Other Contributions Attributable to New Development	Total	Residential Share 88%	Non-Residential Share 12%
	2024 to Urban 2051										
1	RR 20 (West Street) & Wade Road North Water Main Upgrade	2024	2,500,000	-		2,500,000	1,250,000		1,250,000	1,100,000	150,000
2	South Grimsby Rd 5 Water Main - From: Northridge Dr To: HWY 20	2025-2026	342,000	-		342,000	171,000		171,000	150,480	20,520
3	Griffin St. N Water Main - From: Griffin Street to McMurchie Lane	2027	100,000	-		100,000	50,000		50,000	44,000	6,000
4	St. Catherines St. Water Main - From: Industrial Park Rd To: Frank St	2027	800,000	-		800,000	400,000		400,000	352,000	48,000
5	Frank Street Water Main - From: RR20 To: RR14	2027	120,000	-		120,000	60,000		60,000	52,800	7,200
6	Industrial Park Rd Water Main - From: Pearson Rd to New Urban Boundary	2027	800,000	-		800,000	-		800,000	704,000	96,000
7	AMI Gateway Antennas (2) - Water Reading Automation	2027	120,000	-		120,000	50,200		69,800	61,424	8,376
8	Reserve Fund	Reserves					583,193		(583,193)	(513,209)	(69,983)
	Total		4,782,000	-	-	4,782,000	2,564,393	-	2,217,607	1,951,495	266,113



5.4.2 Wastewater Services

The wastewater capital program is primarily based on the projects identified in the Smithville Master Community Plan, with a couple of projects identified from the previous D.C. study. These projects include sewer upgrades, new mains to service the urban boundary, pumping station, forcemains, etc. The total gross capital cost for capital projects is approximately \$48.9 million. With respect to deductions, the following adjustments have been made:

- Benefit to existing development: \$3.5 million.
- Reserve fund surplus balance: \$547,627.
- Other Contributions attributable to Growth: \$570,000.

Therefore, the net growth-related capital cost of \$44.3 million is being included in the D.C. calculations.

These costs are shared between residential and non-residential based on the population to employment ratio over the urban 2051 buildout forecast period, resulting in 88% being residential development and 12% being allocated to non-residential development.



Table 5-8
Infrastructure Cost Included in the Development Charges Calculation
Wastewater Services

Prj.No	Increased Service Needs Attributable to Anticipated Development 2024 to Urban 2051	Timing (year)	Gross Capital Cost Estimate (2024\$)	Post Period Benefit	Other Deductions	Net Capital Cost	Less:		Potential D.C. Recoverable Cost		
							Benefit to Existing Development	Grants, Subsidies and Other Contributions Attributable to New Development	Total	Residential Share 88%	Non-Residential Share 12%
1	RR20 (West Street) & Wade Rd North Sanitary Replacement and Upgrade	2024	2,500,000	-		2,500,000	1,250,000		1,250,000	1,100,000	150,000
2	Inflow & Infiltration Reduction Program	2025-2051	2,600,000	-		2,600,000	1,794,000		806,000	709,280	96,720
3	Urban Boundary Expansion - WW-SL-002 - wastewater servicing for urban boundary expansion Stage 1 West St (RR20) - Block Plan Area C1/in vicinity of South Grimsby Rd 6 roundabout to Streamside Pumping Station	2032	1,600,000	-		1,600,000	-		1,600,000	1,408,000	192,000
4	Urban Boundary Expansion - WW-SL-003 - wastewater servicing for urban boundary expansion Stage 2 St. Catharines St (RR20) - Townline Rd roundabout/East Smithville Secondary Plan area to Industrial Park Rd.	2032	1,900,000	-		1,900,000	-		1,900,000	1,672,000	228,000
5	Urban Boundary Expansion - WW-SL-003A - wastewater servicing for urban boundary expansion Stage 1 and Stage 2 St. Catharines St (RR20) - Industrial Park Rd to Smithville Pumping Station	2029	1,370,000	-		1,370,000	-		1,370,000	1,205,600	164,400
6	Urban Boundary Expansion - WW-SL-004 - wastewater servicing for urban boundary expansion (Stage 3) north/south and east/west sanitary sewers throughout Stage 3 connecting to Port Davidson Rd pumping station	2029	8,200,000	-		8,200,000	-		8,200,000	7,216,000	984,000
7	Urban Boundary Expansion - WW-SL-004B - wastewater servicing for urban boundary expansion (Stage 3A) Townline Rd - Rock St to Anderson Cres - upsizing of existing sewer Anderson Cres - Townline Rd to the Smithville Pumping Station - upsizing of existing sewer	2033	1,458,000	-		1,458,000	421,000	570,000	467,000	410,960	56,040



Table 5-8
Infrastructure Cost Included in the Development Charges Calculation
Wastewater Services - continued

Prj.No	Increased Service Needs Attributable to Anticipated Development	Timing (year)	Gross Capital Cost Estimate (2024\$)	Post Period Benefit	Other Deductions	Net Capital Cost	Less:		Potential D.C. Recoverable Cost		
							Benefit to Existing Development	Grants, Subsidies and Other Contributions Attributable to New Development	Total	Residential Share	Non-Residential Share
	2024 to Urban 2051									88%	12%
8	Urban Boundary Expansion - WW-SL-005 - wastewater servicing for urban boundary expansion (Stage 4) north/south and east/west sanitary sewers throughout Stage 4 connecting to Port Davidson Rd pumping station	2033	6,000,000	-		6,000,000	-		6,000,000	5,280,000	720,000
9	W&WWMP Capital Project ID WW-PS-003 New sewage pumping station on Port Davidson Rd for Stages 3 & 4	2034	4,400,000	-		4,400,000	-		4,400,000	3,872,000	528,000
10	W&WWMP Capital Project ID WW-PM-003 New forcemain from pumping station on Port Davidson Rd (WW-PS-003) to Townline Rd Townline Rd from Port Davidson Rd to Township of West Lincoln easement east of Anderson Cres Through Township of West Lincoln easement from Townline Rd to St. Catharines St (RR20)	2034	8,400,000	-		8,400,000	-		8,400,000	7,392,000	1,008,000
11	Provision for Future Gravity Sewer to Stage 1 Urban Boundary Expansion (North Area)	2032	10,500,000	-		10,500,000	-		10,500,000	9,240,000	1,260,000
12	Reserve Fund Adjustment	Reserve	-	-		-	547,627		(547,627)	(481,912)	(65,715)
	Total		48,928,000	-	-	48,928,000	4,012,627	570,000	44,345,373	39,023,928	5,321,445



Chapter 6

D.C. Calculation



6. D.C. Calculation

Table 6-1 calculates the proposed urban area D.C.s to be imposed for infrastructure services based upon the 2024 to 2051 urban forecast period (wastewater and water). Table 6-2 calculates the proposed uniform D.C.s to be imposed on anticipated development in the Township for Township-wide services over the 2024 to 2051 forecast period. Table 6-3 calculates the proposed uniform D.C.s to be imposed on anticipated development in the Township for Township-wide services over the 10-year 2024 to 2034 forecast period. Table 6-4 calculates the proposed urban D.C.s for stormwater over the urban 10-year 2024 to 2034 forecast period.

The calculation for residential development is generated on a per capita basis and is based upon five forms of housing types (singles and semi-detached, multiples, apartments 2+ bedrooms, apartments bachelor and 1 bedroom, and special care dwelling units). The non-residential D.C. has been calculated on a per sq.ft. of G.F.A. basis for all types of non-residential development (industrial, commercial, and institutional).

The D.C.-eligible costs for each service component were developed in Chapter 5 for all Town services, based on their proposed capital programs.

For the residential calculations, the total cost is divided by the “gross” (new resident) population to determine the per capita amount. The eligible-D.C. cost calculations set out in Chapter 5 are based on the net anticipated population increase (the forecast new unit population less the anticipated decline in existing units). The cost per capita is then multiplied by the average occupancy of the new units (Appendix A, Schedule 7) to calculate the charge in Tables 6-1 to 6-4.

With respect to non-residential development, the total costs in the uniform charge allocated to non-residential development (based on need for service) have been divided by the anticipated development over the planning period to calculate a cost per sq.ft. of G.F.A.

The Township also imposes D.C.s for wind turbines and is proposing to add solar PVs for recovery. Their D.C.s will be equivalent to a single detached unit based on the services related to a highway (50%) and fire protection services (100%) categories to recognize the utilization of those two services.



Table 6-5 summarizes the total D.C. that is applicable for Township-wide and urban area services and Table 6-6 summarizes the gross capital expenditures and sources of revenue for works to be undertaken during the life of the by-law.



Table 6-1
Township of West Lincoln
Development Charge Calculation
Urban Area Services
Urban Buildout (2024 to 2051)

SERVICE/CLASS	2024\$ D.C.-Eligible Cost		2024\$ D.C.-Eligible Cost	
	Residential	Non-Residential	S.D.U.	per sq.ft.
	\$	\$	\$	\$
1. <u>Wastewater Services</u>				
1.1 Sewers	39,023,928	5,321,445	5,334	1.96
	39,023,928	5,321,445	5,334	1.96
2. <u>Water Services</u>				
2.1 Treatment, storage and distribution systems	1,951,495	266,113	267	0.10
	1,951,495	266,113	267	0.10
TOTAL	\$40,975,423	\$5,587,558	\$5,601	2.06
D.C.-Eligible Capital Cost	\$40,975,423	\$5,587,558		
Urban Buildout Gross Population/GFA Growth (sq.ft.)	23,177	2,712,100		
Cost Per Capita/Non-Residential GFA (sq.ft.)	\$1,768	\$2.06		
<u>By Residential Unit Type</u>	<u>P.P.U.</u>			
Single and Semi-Detached Dwelling	3.168	\$5,601		
Multiples	2.169	\$3,835		
Apartments - 2 Bedrooms +	2.031	\$3,591		
Apartments - Bachelor and 1 Bedroom	1.316	\$2,327		
Special Care/Special Dwelling Units	1.100	\$1,945		



Table 6-2
Township of West Lincoln
Development Charge Calculation
Township-wide Services
Long-Term (2024 to 2051)

SERVICE/CLASS	2024\$ D.C.-Eligible Cost		2024\$ D.C.-Eligible Cost	
	Residential	Non-Residential	S.D.U.	per sq.ft.
	\$	\$	\$	\$
3. <u>Services Related to a Highway</u>				
3.1 Roads and Related	128,525,014	19,204,887	17,464	6.61
3.2 Public Works Facilities and Fleet	9,517,800	1,422,200	1,293	0.49
	138,042,814	20,627,087	18,757	7.10
TOTAL	\$138,042,814	\$20,627,087	\$18,757	\$7.10
D.C.-Eligible Capital Cost	\$138,042,814	\$20,627,087		
2051 Gross Population/GFA Growth (sq.ft.)	23,315	2,906,200		
Cost Per Capita/Non-Residential GFA (sq.ft.)	\$5,921	\$7.10		
By Residential Unit Type	P.P.U.			
Single and Semi-Detached Dwelling	3.168	\$18,757		
Multiples	2.169	\$12,842		
Apartments - 2 Bedrooms +	2.031	\$12,025		
Apartments - Bachelor and 1 Bedroom	1.316	\$7,792		
Special Care/Special Dwelling Units	1.100	\$6,513		



Table 6-3
Township of West Lincoln
Development Charge Calculation
Township-wide Services
10-Year (2024 to 2034)

SERVICE/CLASS	2024\$ D.C.-Eligible Cost		2024\$ D.C.-Eligible Cost	
	Residential	Non-Residential	S.D.U.	per sq.ft.
	\$	\$	\$	\$
4. <u>Fire Protection Services</u>				
4.1 Fire facilities, vehicles & equipment	5,419,116	882,182	2,241	0.86
	5,419,116	882,182	2,241	0.86
5. <u>Parks and Recreation Services</u>				
5.1 Park development, amenities, trails, facilities, vehicles, and equipment	15,884,171	836,009	6,567	0.80
	15,884,171	836,009	6,567	0.80
6. <u>Library Services</u>				
6.1 Library facilities, materials and vehicles	2,595,214	136,590	1,073	0.13
	2,595,214	136,590	1,073	0.13
TOTAL	\$23,898,502	\$1,854,781	\$9,881	\$1.79
D.C.-Eligible Capital Cost	\$23,898,502	\$1,854,781		
10-Year Gross Population/GFA Growth (sq.ft.)	7,662	1,035,700		
Cost Per Capita/Non-Residential GFA (sq.ft.)	\$3,119	\$1.79		
By Residential Unit Type	P.P.U.			
Single and Semi-Detached Dwelling	3.168	\$9,881		
Multiples	2.169	\$6,765		
Apartments - 2 Bedrooms +	2.031	\$6,335		
Apartments - Bachelor and 1 Bedroom	1.316	\$4,105		
Special Care/Special Dwelling Units	1.100	\$3,431		



Table 6-4
Township of West Lincoln
Development Charge Calculation
Urban Area Services
Urban 10-Year (2024 to 2034)

SERVICE/CLASS	2024\$ D.C.-Eligible Cost		2024\$ D.C.-Eligible Cost	
	Residential	Non-Residential	S.D.U.	per sq.ft.
	\$	\$	\$	\$
7. <u>Stormwater Services</u>				
7.1 Stormwater	53,514	7,996	22	0.01
	53,514	7,996	22	0.01
TOTAL	\$53,514	\$7,996	\$22	\$0.01
D.C.-Eligible Capital Cost	\$53,514	\$7,996		
Urban 10-Year Gross Population/GFA Growth (sq.ft.)	7,618	965,000		
Cost Per Capita/Non-Residential GFA (sq.ft.)	\$7	\$0.01		
By Residential Unit Type	P.P.U.			
Single and Semi-Detached Dwelling	3.168	\$22		
Multiples	2.169	\$15		
Apartments - 2 Bedrooms +	2.031	\$14		
Apartments - Bachelor and 1 Bedroom	1.316	\$9		
Special Care/Special Dwelling Units	1.100	\$8		

Table 6-5
Township of West Lincoln
Development Charge Calculation
Total All Services

	2024\$ D.C.-Eligible Cost		2024\$ D.C.-Eligible Cost	
	Residential	Non-Residential	S.D.U.	per sq.ft.
	\$	\$	\$	\$
Urban-wide Services - 2051	40,975,423	5,587,558	5,601	2.06
Township-wide Services - 2051	138,042,814	20,627,087	18,757	7.10
Urban-wide Services - 10 Year	53,514	7,996	22	0.01
Township-wide Services - 10 Year	23,898,502	1,854,781	9,881	1.79
TOTAL	202,970,252	28,077,422	34,261	10.96



Table 6-6
Township of West Lincoln
Gross Expenditure and Sources of Revenue Summary for Costs to be Incurred over the Life of the By-law

Service	Total Gross Cost	Sources of Financing					
		Tax Base or Other Non-D.C. Source			Post D.C. Period Benefit	D.C. Reserve Fund	
		Other	Benefit to	Other Funding		Residential	Non-Residential
1. Wastewater Services							
1.1 Sewers	34,528,000	0	2,361,000	570,000	0	27,805,360	3,791,640
2. Water Services							
2.1 Treatment, storage and distribution systems	4,782,000	0	1,981,200	0	0	2,464,704	336,096
3. Services Related to a Highway							
3.1 Roads and Related	66,539,818	0	12,345,127	3,818,182	0	43,827,563	6,548,946
3.2 Public Works Facilities and Fleet	14,041,852	0	6,250,000	0	0	6,778,911	1,012,941
4. Fire Protection Services							
4.1 Fire facilities, vehicles & equipment	4,870,598	0	0	0	1,093,750	3,248,089	528,759
5. Parks and Recreation Services							
5.1 Park development, amenities, trails, facilities, vehicles, and equipment	14,649,848	0	1,060,200	0	2,186,700	10,832,801	570,147
6. Library Services							
6.1 Library facilities, materials and vehicles	1,849,237	0	188,382	0	176,409	1,410,223	74,222
7. Stormwater Services							
7.1 Stormwater	61,510	0	0	0	0	53,514	7,996
Total Expenditures & Revenues	\$141,322,863	\$0	\$24,185,909	\$4,388,182	\$3,456,859	\$96,421,165	\$12,870,748



Chapter 7

D.C. Policy Recommendations and D.C. By-law Rules



7. D.C. Policy Recommendations and D.C. By-law Rules

7.1 Introduction

Subsection 5 (1) 9 states that rules must be developed:

“to determine if a development charge is payable in any particular case and to determine the amount of the charge, subject to the limitations set out in subsection (6).”

Paragraph 10 of the section goes on to state that the rules may provide for exemptions, phasing in and/or indexing of D.C.s.

Subsection 5 (6) establishes the following restrictions on the rules:

- the total of all D.C.s that would be imposed on anticipated development must not exceed the capital costs determined under subsection 5 (1) 2-7 for all services involved;
- if the rules expressly identify a type of development, they must not provide for it to pay D.C.s that exceed the capital costs that arise from the increase in the need for service for that type of development; however, this requirement does not relate to any particular development; and
- if the rules provide for a type of development to have a lower D.C. than is allowed, the rules for determining D.C.s may not provide for any resulting shortfall to be made up via other development.

With respect to “the rules,” section 6 states that a D.C. by-law must expressly address the matters referred to above re subsection 5 (1) paragraphs 9 and 10, as well as how the rules apply to the redevelopment of land.

The rules provided are based on the Townships’ existing policies; with some modifications and consideration for the changes to the D.C.A. resulting from Bills 108, 197, 213 and 23.



7.2 D.C. By-law Structure

It is recommended that:

- the Township uses a uniform Township-wide D.C. calculation for services excluding stormwater, water and wastewater services;
- D.C.s for stormwater, water and wastewater services be imposed on the urban service areas of the Township; and
- one D.C. by-law be used for all services referenced above.

7.3 D.C. By-law Rules

The following subsections set out the recommended rules governing the calculation, payment and collection of D.C.s in accordance with section 6 of the D.C.A.

It is recommended that the following sections provide the basis for the D.C.s.:

7.3.1 Payment in any Particular Case

In accordance with the D.C.A., subsection 2 (2), a D.C. be calculated, payable, and collected where the development requires one or more of the following:

- “(a) the passing of a zoning by-law or of an amendment to a zoning by-law under section 34 of the *Planning Act*;
- (b) the approval of a minor variance under section 45 of the *Planning Act*;
- (c) a conveyance of land to which a by-law passed under subsection 50 (7) of the *Planning Act* applies;
- (d) the approval of a plan of subdivision under section 51 of the *Planning Act*;
- (e) a consent under section 53 of the *Planning Act*;
- (f) the approval of a description under section 9 of the *Condominium Act, 1998*; or
- (g) the issuing of a permit under the *Building Code Act, 1992* in relation to a building or structure.”



7.3.2 Determination of the Amount of the Charge

The following conventions be adopted:

- 1) Costs allocated to residential uses will be assigned to different types of residential units based on the average occupancy for each housing type constructed during the previous decade. Costs allocated to non-residential uses will be assigned based on the number of square feet of G.F.A. constructed for eligible uses (i.e., industrial, commercial, and institutional).
- 2) Costs allocated to residential and non-residential uses are based upon a number of conventions, as may be suited to each municipal circumstance, e.g.,
 - for parks and recreation services and library services, a 5% non-residential attribution has been made to recognize use by the non-residential sector;
 - for services related to a highway, an 87% residential/13% non-residential attribution has been made based on a population vs. employment growth ratio over the 2024 to 2051 forecast period;
 - fire protection services an 86% residential/12% non-residential attribution has been made based on a population vs. employment growth ratio over the 10-year (2024 to 2034) forecast period;
 - stormwater services an 87% residential/13% non-residential attribution has been made based on a population vs. employment growth ratio over the urban 10-year (2024 to 2034) forecast period; and
 - for water and wastewater services an 88% residential/12% non-residential allocation has been made based on population vs. employment growth over the urban long-term (2024 to 2051) forecast period.

7.3.3 Application to Redevelopment of Land (Demolition and Conversion)

If a development involves the demolition and replacement of a building or structure on the same site (within 5 years prior to the date of payment of development charges in regard to such redevelopment was, or is to be demolished, in whole or in part), or the conversion from one principal use to another, the developer shall be allowed a credit equivalent to:



- 1) the number of dwelling units demolished/converted multiplied by the applicable residential D.C. in place at the time the D.C. is payable; and/or
- 2) the G.F.A. of the building demolished/converted multiplied by the current non-residential D.C. in place at the time the D.C. is payable;

provided that such amounts shall not exceed, in total, the amount of the development charges otherwise payable with respect to the redevelopment.

7.3.4 Exemptions (full or partial)

a) Statutory exemptions:

- industrial building additions of up to and including 50% of the existing G.F.A. (defined in O. Reg. 82/98, section 1) of the building; for industrial building additions that exceed 50% of the existing G.F.A., only the portion of the addition in excess of 50% is subject to D.C.s (subsection 4 (3) of the D.C.A.);
- buildings or structures owned by and used for the purposes of any municipality, local board, or Board of Education (section 3);
- may add up to 2 apartments in an existing or new detached, semi-detached, or rowhouse (including in an ancillary structure);
- add one additional unit or 1% of existing units in an existing rental residential building;
- a university in Ontario that receives direct, regular, and ongoing operating funding from the Government of Ontario;
- affordable units and attainable units (to be in force at a later date);
- affordable inclusionary zoning units;
- non-profit housing; and
- discount for rental housing units based on bedroom size (i.e., three or more bedrooms – 25% reduction, two bedrooms – 20% reduction, and all others – 15% reduction).

b) Non-statutory exemptions for Council's consideration:

- Cemeteries or burial grounds;
- Places of worship;



- Garden suites;
- Agricultural uses;
- Affordable Housing projects and Municipal housing project facilities that receive funding through an agreement with Niagara Regional Housing or a department or designated agency of the Niagara Region; and
- Canopies including gas station canopies and those intended for the parking and loading/unloading of vehicles.

7.3.5 Phasing in

As required by Section 5(6) paragraph 4 of the D.C.A., the calculated D.C. will be phased-in over a five-year period as follows:

- Year 1 – 80% of the maximum charge;
- Year 2 – 85% of the maximum charge;
- Year 3 – 90% of the maximum charge;
- Year 4 – 95% of the maximum charge; and
- Year 5 to expiry – 100% of the maximum charge.

7.3.6 Timing of Collection

A D.C. that is applicable under section 5 of the D.C.A. shall be calculated and payable;

- Where a permit is required under the *Building Code Act* in relation to a building or structure, the owner shall pay the D.C. prior to issuance of the first building permit prior to the commencement of development or redevelopment as the case may be; and
- Despite above, Council, from time to time, and at any time, may enter into agreements providing for all or any part of a D.C. to be paid before or after it would otherwise be payable.

7.3.7 The Applicable Areas

The charges developed herein provide for varying charges within the Township, as follows:

- All Township-wide services – the full residential and non-residential charge will be imposed on all lands within the Township; and



- Water, wastewater, and stormwater – the full residential and non-residential charge will be imposed on the urban service areas of the Township.

7.3.8 Indexing

Indexing of the D.C.s shall be implemented on a mandatory basis annually commencing on January 1, 2025, and each January 1st thereafter, in accordance with the Statistics Canada Quarterly, Non-Residential Building Construction Price Index (Table 18-10-0276-02)^[1] for the most recent year-over-year period.

7.4 Other D.C. By-law Provisions

It is recommended that:

7.4.1 Categories of Services for Reserve Fund and Credit Purposes

The Township's D.C. collections are currently in 8 separate reserve funds: Administration Studies, Fire Protection, Roads and Related, Parks & Recreation, Library Services, Water, Wastewater, and Stormwater.

It is recommended that the administration studies amount be utilized or incorporated as part of the Township's General Capital Reserves as Studies will no longer be an eligible D.C. service upon passage of the new D.C. by-law (as per Section 5(3) of the Act).

Appendix D outlines the reserve fund policies that the Township is required to follow as per the D.C.A.

7.4.2 By-law In-force Date

A by-law under the D.C.A. comes into force on the day after which the by-law is passed by Council.

^[8] O. Reg. 82/98 referenced "The Statistics Canada Quarterly, Construction Price Statistics, catalogue number 62-007" as the index source. Since implementation, Statistics Canada has modified this index twice and the above-noted index is the most current. The draft by-law provided herein refers to O. Reg. 82/98 to ensure traceability should this index continue to be modified over time.



7.4.3 Minimum Interest Rate Paid on Refunds and Charged for Inter-Reserve Fund Borrowing

The minimum interest rate is what the Bank of Canada rate is on the day the by-law comes into force updated on the first business day of every January, April, July and October (as per section 11 of O. Reg. 82/98).

7.4.4 Area Rating

The D.C.A. required that Council must consider the use of area specific charges:

1. Subsection 2 (9) of the D.C.A. now requires a municipality to implement area-specific D.C.s for either specific services which are prescribed and/or for specific municipalities which are to be regulated (note that at this time, no municipalities or services are prescribed by the regulations).
2. Subsection 10 (2) c.1 of the D.C.A. requires that “the development charges background study shall include consideration of the use of more than one development charge by-law to reflect different needs for services in different areas.”

In regard to the first item, there are no services or specific municipalities identified in the regulations which must be area rated. The second item requires Council to consider the use of area rating.

Currently, the Township’s by-law does provide for area-rating with respect to water, wastewater, and stormwater. All other Township services are recovered based on a uniform, Township-wide basis. There have been several reasons why area-rating has not been imposed on these services, including:

1. All Township services, with the exception of stormwater, water and wastewater, require that the average 15-year service standard be calculated. This average service standard multiplied by growth in the Township, establishes an upper ceiling on the amount of funds that can be collected from all developing landowners. Section 4 (4) of O. Reg. 82/98 provides that “if a development charge by-law applies to a part of the municipality, the level of service and average level of service cannot exceed that which would be determined if the by-law applied to the whole municipality.” Put in layperson terms, the average



service standard multiplied by the growth within the specific area would establish an area-specific ceiling which would significantly reduce the total revenue recoverable for the Township hence potentially resulting in D.C. revenue shortfalls and impacts on property taxes.

2. Expanding on item 1, attempting to impose an area charge potentially causes equity issues in transitioning from a Township-wide approach to an area-specific approach. For example, if all services were now built (and funded) within Area A (which is 75% built out) and this was funded with some revenues from Areas B and C, moving to an area-rating approach would see Area A contribute no funds to the costs of services in Areas B and C. The D.C.s would be lower in Area A (as all services are now funded) and higher in Areas B and C. As well, funding shortfalls may then potentially encourage the municipality to provide less services to Areas B and C due to reduced revenue.
3. Many services provided (roads, parks and recreation facilities, etc.) are not restricted to one specific area and are often used by all residents. For example, arenas located in different parts of the Township will be used by residents from all areas depending on the programming of the facility (i.e., a public skate is available each night, but at a different arena; hence usage of any one facility at any given time is based on programming availability).

For the reasons noted above, it is recommended that Council continue the D.C. approach to calculate the charges on an urban area basis for stormwater, water and wastewater, while all other services be charged on a uniform Township-wide basis.

7.5 Other Recommendations

It is recommended that Council:

“Whenever appropriate, request that grants, subsidies and other contributions be clearly designated by the donor as being to the benefit of existing development or new development, as applicable;”

“Adopt the assumptions contained herein as an ‘anticipation’ with respect to capital grants, subsidies and other contributions;”



“Continue the D.C. approach to calculate the charges on a uniform Township-wide basis for all services except water, wastewater, and stormwater;”

“Continue the D.C. approach to calculate the charges on an urban-area basis for water, wastewater, and stormwater services;”

“Approve the capital project listing set out in Chapter 5 of the D.C.s Background Study dated May 13, 2024, subject to further annual review during the capital budget process;”

“Approve the D.C.s Background Study dated May 13, 2024;”

“Determine that no further public meeting is required;” and

“Approve the D.C. By-law as set out in Appendix G.



Chapter 8

By-law Implementation



8. By-law Implementation

8.1 Public Consultation Process

8.1.1 Introduction

This chapter addresses the mandatory, formal public consultation process (section 8.1.2), as well as the optional, informal consultation process (section 8.1.3). The latter is designed to seek the co-operation and participation of those involved, in order to produce the most suitable policy. Section 8.2 addresses the anticipated impact of the D.C. on development from a generic viewpoint.

8.1.2 Public Meeting of Council

Section 12 of the D.C.A. indicates that before passing a D.C. by-law, Council must hold at least one public meeting, giving at least 20 clear days' notice thereof, in accordance with the Regulation. Council must also ensure that the proposed by-law and background report are made available to the public at least two weeks prior to the (first) meeting.

Any person who attends such a meeting may make representations related to the proposed by-law.

If a proposed by-law is changed following such a meeting, Council must determine whether a further meeting (under this section) is necessary (i.e., if the proposed by-law which is proposed for adoption has been changed in any respect, Council should formally consider whether an additional public meeting is required, incorporating this determination as part of the final by-law or associated resolution. It is noted that Council's decision, once made, is final and not subject to review by a Court or the Ontario Land Tribunal (OLT) (formerly the Local Planning Appeal Tribunal (LPAT)).

8.1.3 Other Consultation Activity

There are three broad groupings of the public who are generally the most concerned with municipal D.C. policy:

1. The first grouping is the residential development community, consisting of land developers and builders, who are typically responsible for generating the majority



of the D.C. revenues. Others, such as realtors, are directly impacted by D.C. policy. They are, therefore, potentially interested in all aspects of the charge, particularly the quantum by unit type, projects to be funded by the D.C. and the timing thereof, and municipal policy with respect to development agreements, D.C. credits and front-ending requirements.

2. The second public grouping embraces the public at large and includes taxpayer coalition groups and others interested in public policy.
3. The third grouping is the industrial/commercial/institutional development sector, consisting of land developers and major owners or organizations with significant construction plans, such as hotels, entertainment complexes, shopping centres, offices, industrial buildings, and institutions. Also involved are organizations such as Industry Associations, the Chamber of Commerce, the Board of Trade, and the Economic Development Agencies, who are all potentially interested in municipal D.C. policy. Their primary concern is frequently with the quantum of the charge, G.F.A. exclusions such as basements, mechanical or indoor parking areas, or exemptions and phase-in or capping provisions in order to moderate the impact.

8.2 Anticipated Impact of the Charge on Development

The establishment of sound D.C. policy often requires the achievement of an acceptable balance between two competing realities. The first is that high non-residential D.C.s can, to some degree, represent a barrier to increased economic activity and sustained industrial/commercial growth, particularly for capital intensive uses. Also, in many cases, increased residential D.C.s can ultimately be expected to be recovered via housing prices and can impact project feasibility in some cases (e.g., rental apartments).

On the other hand, D.C.s or other municipal capital funding sources need to be obtained in order to help ensure that the necessary infrastructure and amenities are installed. The timely installation of such works is a key initiative in providing adequate service levels and in facilitating strong economic growth, investment, and wealth generation.



8.3 Implementation Requirements

8.3.1 *Introduction*

Once the Township has calculated the charge, prepared the complete background study, carried out the public process and passed a new by-law, the emphasis shifts to implementation matters. These include notices, potential appeals and complaints, credits, front-ending agreements, subdivision agreement conditions and finally the collection of revenues and funding of projects.

The sections that follow present an overview of the requirements in each case.

8.3.2 *Notice of Passage*

In accordance with section 13 of the D.C.A., when a D.C. by-law is passed, the Township Clerk shall give written notice of the passing and of the last day for appealing the by-law (the day that is 40 days after the day it was passed). Such notice must be given no later than 20 days after the day the by-law is passed (i.e., as of the day of newspaper publication or the mailing of the notice).

Section 10 of O. Reg. 82/98 further defines the notice requirements which are summarized as follows:

- notice may be given by publication in a newspaper which is (in the Clerk's opinion) of sufficient circulation to give the public reasonable notice, or by personal service, fax, or mail to every owner of land in the area to which the by-law relates;
- subsection 10 (4) lists the persons/organizations who must be given notice; and
- subsection 10 (5) lists the eight items that the notice must cover.

8.3.3 *By-law Pamphlet*

In addition to the “notice” information, the Township must prepare a “pamphlet” explaining each D.C. by-law in force, setting out:

- a description of the general purpose of the D.C.s;



- the “rules” for determining if a charge is payable in a particular case and for determining the amount of the charge;
- the services to which the D.C.s relate; and
- a description of the general purpose of the Treasurer’s statement and where it may be received by the public.

Where a by-law is not appealed to the OLT, the pamphlet must be readied within 60 days after the by-law comes into force. Later dates apply to appealed by-laws.

The Township must give one copy of the most recent pamphlet without charge, to any person who requests one.

8.3.4 Appeals

Sections 13 to 19 of the D.C.A. set out the requirements relative to making and processing a D.C. by-law appeal and OLT hearing in response to an appeal. Any person or organization may appeal a D.C. by-law to the OLT by filing a notice of appeal with the Township Clerk, setting out the objection to the by-law and the reasons supporting the objection. This must be done by the last day for appealing the by-law, which is 40 days after the by-law is passed.

The Township is conducting a public consultation process in order to address the issues that come forward as part of that process, thereby avoiding or reducing the need for an appeal to be made.

8.3.5 Complaints

A person required to pay a D.C., or his agent, may complain to the Township Council imposing the charge that:

- the amount of the charge was incorrectly determined;
- the reduction to be used against the D.C. was incorrectly determined; or
- there was an error in the application of the D.C.



Sections 20 to 25 of the D.C.A. set out the requirements that exist, including the fact that a complaint may not be made later than 90 days after a D.C. (or any part of it) is payable. A complainant may appeal the decision of Township Council to the OLT.

8.3.6 Credits

Sections 38 to 41 of the D.C.A. set out a number of credit requirements, which apply where a municipality agrees to allow a person to perform work in the future that relates to a service in the D.C. by-law.

These credits would be used to reduce the amount of D.C.s to be paid. The value of the credit is limited to the reasonable cost of the work which does not exceed the average level of service. The credit applies only to the service to which the work relates unless the municipality agrees to expand the credit to other services for which a D.C. is payable.

8.3.7 Front-Ending Agreements

The Township and one or more landowners may enter into a front-ending agreement that provides for the costs of a project that will benefit an area in the Township to which the D.C. by-law applies. Such an agreement can provide for the costs to be borne by one or more parties to the agreement who are, in turn, reimbursed in future by persons who develop land defined in the agreement.

Part III of the D.C.A. (sections 44 to 58) addresses front-ending agreements and removes some of the obstacles to their use which were contained in the *Development Charges Act*, 1989. Accordingly, the Township assesses whether this mechanism is appropriate for its use, as part of funding projects prior to Township funds being available.

8.3.8 Severance and Subdivision Agreement Conditions

Section 59 of the D.C.A. prevents a municipality from imposing directly or indirectly, a charge related to development or a requirement to construct a service related to development, by way of a condition or agreement under section 51 or section 53 of the *Planning Act*, except for:



- “local services, related to a plan of subdivision or within the area to which the plan relates, to be installed or paid for by the owner as a condition of approval under section 51 of the *Planning Act*,” and
- “local services to be installed or paid for by the owner as a condition of approval under section 53 of the *Planning Act*.”

It is also noted that subsection 59 (4) of the D.C.A. requires that the municipal approval authority for a draft plan of subdivision under subsection 51 (31) of the *Planning Act*, use its power to impose conditions to ensure that the first purchaser of newly subdivided land is informed of all the D.C.s related to the development, at the time the land is transferred.

In this regard, if the municipality in question is a commenting agency, in order to comply with subsection 59 (4) of the D.C.A. it would need to provide to the approval authority information regarding the applicable municipal D.C.s related to the site.

If the Township is an approval authority for the purposes of section 51 of the *Planning Act*, it would be responsible to ensure that it collects information from all entities that can impose a D.C.

The most effective way to ensure that purchasers are aware of this condition would be to require it as a provision in a registered subdivision agreement, so that any purchaser of the property would be aware of the charges at the time the title was searched prior to closing a transaction conveying the lands.



Appendices



Appendix A

Background Information on Residential and Non- Residential Growth Forecast



Schedule 1 Township of West Lincoln Residential Growth Forecast Summary

Year		Population (Including Census Undercount) ^[1]	Excluding Census Undercount			Housing Units						Person Per Unit (P.P.U.): Total Population/ Total Households
			Population	Institutional Population	Population Excluding Institutional Population	Singles & Semi- Detached	Multiple Dwellings ^[2]	Apartments ^[3]	Other	Total Households	Equivalent Institutional Households	
Historical	Mid 2011	14,190	13,837	37	13,800	4,190	274	155	10	4,629	34	2.989
	Mid 2016	14,870	14,500	30	14,470	4,460	345	150	15	4,970	27	2.918
	Mid 2021	15,850	15,454	49	15,405	4,705	450	140	10	5,305	45	2.913
Forecast	Mid 2024	16,060	15,661	50	15,611	4,749	477	152	10	5,388	45	2.907
	Mid 2034	23,360	22,780	73	22,707	6,415	1,207	593	10	8,225	66	2.770
	Mid 2051	38,370	37,420	119	37,301	9,735	2,819	1,496	10	14,060	108	2.661
Incremental	Mid 2011 - Mid 2016	680	663	-7	670	270	71	-5	5	341	-7	
	Mid 2016 - Mid 2021	980	954	19	935	245	105	-10	-5	335	18	
	Mid 2021 - Mid 2024	210	207	1	206	44	27	12	0	83	0	
	Mid 2024 - Mid 2034	7,300	7,119	23	7,096	1,666	730	441	0	2,837	21	
	Mid 2024 - Mid 2051	22,310	21,759	69	21,690	4,986	2,342	1,344	0	8,672	63	

^[1] Population includes the Census undercount estimated at approximately 2.5% and has been rounded.

^[2] Includes townhouses and apartments in duplexes.

^[3] Includes bachelor, 1-bedroom, and 2-bedroom+ apartment units.

Notes:

Numbers may not add due to rounding.

Source: Derived from Niagara Region Official Plan, PDS 17-2022, 2051 Land Needs Assessment, June 2023, Hemson Consulting Ltd., and discussions with Township of West Lincoln staff regarding servicing and land supply by Watson & Associates Economists Ltd.



Schedule 2
Township of West Lincoln
Estimate of the Anticipated Amount, Type and Location of
Residential Development for Which Development Charges can be Imposed

Development Location	Timing	Single & Semi-Detached	Multiples ^[1]	Apartments ^[2]	Total Residential Units	Gross Population In New Units	Existing Unit Population Change	Net Population Increase, Excluding Institutional	Institutional Population	Net Population Including Institutional
Urban	2024 - 2034	1652	730	441	2823	7595	-228	7367	23	7390
	2024 - 2051	4943	2342	1344	8629	23108	-653	22455	69	22524
Rural	2024 - 2034	14	0	0	14	45	-315	-270	0	-270
	2024 - 2051	43	0	0	43	137	-903	-766	0	-766
Township of West Lincoln	2024 - 2034	1666	730	441	2837	7639	-543	7096	23	7119
	2024 - 2051	4986	2342	1344	8672	23246	-1556	21690	69	21759

^[1] Includes townhouses and apartments in duplexes.

^[2] Includes bachelor, 1-bedroom, and 2-bedroom+ apartment units.

Note: Numbers may not add to totals due to rounding.

Source: Watson & Associates Economists Ltd.



Schedule 3 Township of West Lincoln Current Year Growth Forecast Mid-2021 to Mid-2024

		Population
Mid 2021 Population		15,454
Occupants of New Housing Units, Mid 2021 to Mid 2024	Units (2)	83
	multiplied by P.P.U. (3)	2.586
	gross population increase	215
Occupants of New Equivalent Institutional Units, Mid 2021 to Mid 2024	Units	0
	multiplied by P.P.U. (3)	1.100
	gross population increase	0
Decline in Housing Unit Occupancy, Mid 2021 to Mid 2024	Units (4)	5,305
	multiplied by P.P.U. decline rate (5)	-0.002
	total decline in population	-8
Population Estimate to Mid 2024		15,661
Net Population Increase, Mid 2021 to Mid 2024		207

(1) 2021 population based on Statistics Canada Census unadjusted for Census undercount.

(2) Estimated residential units constructed, Mid-2021 to the beginning of the growth period assuming a six-month lag between construction and occupancy.

(3) Average number of persons per unit (P.P.U.) is assumed to be:

Structural Type	Persons Per Unit ¹ (P.P.U.)	% Distribution of Estimated Units ²	Weighted Persons Per Unit Average
<i>Singles & Semi Detached</i>	3.074	53%	1.629
<i>Multiples (6)</i>	2.159	33%	0.702
<i>Apartments (7)</i>	1.755	14%	0.254
Total		100%	2.586

¹ Based on 2021 Census custom database

² Based on Building permit/completion activity

(4) 2021 households taken from Statistics Canada Census.

(5) Decline occurs due to aging of the population and family life cycle changes, lower fertility rates and changing economic conditions.

(6) Includes townhouses and apartments in duplexes.

(7) Includes bachelor, 1-bedroom and 2-bedroom+ apartments.

Note: Numbers may not add to totals due to rounding.



Schedule 4 Township of West Lincoln 10-Year Growth Forecast Mid-2024 to Mid-2034

		Population
Mid 2024 Population		15,661
Occupants of New Housing Units, Mid 2024 to Mid 2034	Units (2)	2,837
	multiplied by P.P.U. (3)	2,693
	gross population increase	7,639
Occupants of New Equivalent Institutional Units, Mid 2024 to Mid 2034	Units	21
	multiplied by P.P.U. (3)	1,100
	gross population increase	23
Decline in Housing Unit Occupancy, Mid 2024 to Mid 2034	Units (4)	5,388
	multiplied by P.P.U. decline rate (5)	-0.101
	total decline in population	-543
Population Estimate to Mid 2034		22,780
Net Population Increase, Mid 2024 to Mid 2034		7,119

(1) Mid 2024 Population based on:

2021 Population (15,454) + Mid 2021 to Mid 2024 estimated housing units to beginning of forecast period $(83 \times 2.586 = 215) + (\times 1.1 =) + (5,305 \times -0.002 = -8) = 15,661$

(2) Based upon forecast building permits/completions assuming a lag between construction and occupancy.

(3) Average number of persons per unit (P.P.U.) is assumed to be:

Structural Type	Persons Per Unit ¹ (P.P.U.)	% Distribution of Estimated Units ²	Weighted Persons Per Unit Average
<i>Singles & Semi Detached</i>	3.168	59%	1.861
<i>Multiples (6)</i>	2.169	26%	0.558
<i>Apartments (7)</i>	1.763	16%	0.274
<i>one bedroom or less</i>	1.316		
<i>two bedrooms or more</i>	2.031		
Total		100%	2.693

¹ Persons per unit based on adjusted Statistics Canada Custom 2021 Census database.

² Forecast unit mix based upon historical trends and housing units in the development process.

(4) Mid 2024 households based upon 2021 Census (5,305 units) + Mid 2021 to Mid 2024 unit estimate (83 units) = 5,388 units.

(5) Decline occurs due to aging of the population and family life cycle changes, lower fertility rates and changing economic conditions.

(6) Includes townhouses and apartments in duplexes.

(7) Includes bachelor, 1-bedroom and 2-bedroom+ apartments.

Note: Numbers may not add to totals due to rounding.



Schedule 5 Township of West Lincoln Longer-Term Growth Forecast Mid-2024 to Mid-2051

		Population
Mid 2024 Population		15,661
Occupants of New Housing Units, Mid 2024 to Mid 2051	Units (2)	8,672
	multiplied by P.P.U. (3)	2,681
	gross population increase	23,246
Occupants of New Equivalent Institutional Units, Mid 2024 to Mid 2051	Units	63
	multiplied by P.P.U. (3)	1,100
	gross population increase	69
Decline in Housing Unit Occupancy, Mid 2024 to Mid 2051	Units (4)	5,388
	multiplied by P.P.U. decline rate (5)	-0.289
	total decline in population	-1,556
Population Estimate to Mid 2051		37,420
Net Population Increase, Mid 2024 to Mid 2051		21,759

(1) Mid 2024 Population based on:

2021 Population (15,454) + Mid 2021 to Mid 2024 estimated housing units to beginning of forecast period $(83 \times 2.586 = 215) + (\times 1.1 =) + (5,305 \times -0.002 = -8) = 15,661$

(2) Based upon forecast building permits/completions assuming a lag between construction and occupancy.

(3) Average number of persons per unit (P.P.U.) is assumed to be:

Structural Type	Persons Per Unit ¹ (P.P.U.)	% Distribution of Estimated Units ²	Weighted Persons Per Unit Average
<i>Singles & Semi Detached</i>	3.168	57%	1.822
<i>Multiples (6)</i>	2.169	27%	0.586
<i>Apartments (7)</i>	1.763	16%	0.273
<i>one bedroom or less</i>	1.316		
<i>two bedrooms or more</i>	2.031		
Total		100%	2.681

¹ Persons per unit based on Statistics Canada Custom 2021 Census database.

² Forecast unit mix based upon historical trends and housing units in the development process.

(4) Mid 2024 households based upon 2021 Census (5,305 units) + Mid 2021 to Mid 2024 unit estimate (83 units) = 5,388 units.

(5) Decline occurs due to aging of the population and family life cycle changes, lower fertility rates and changing economic conditions.

(6) Includes townhouses and apartments in duplexes.

(7) Includes bachelor, 1-bedroom and 2-bedroom+ apartments.

Note: Numbers may not add to totals due to rounding.



Schedule 6
Township of West Lincoln
Historical Residential Building Permits
Years 2014 to 2023

Year	Residential Building Permits			
	Singles & Semi Detached	Multiples ^[1]	Apartments ^[2]	Total
2014	61	10	0	71
2015	74	50	4	128
2016	113	0	0	113
2017	73	7	0	80
2018	31	13	0	44
Sub-total	352	80	4	436
Average (2014 - 2018)	70	16	1	87
% Breakdown	80.7%	18.3%	0.9%	100.0%
2019	20	51	1	72
2020	26	72	0	98
2021	19	27	2	48
2022	13	0	10	23
2023	12	0	0	12
Sub-total	90	150	13	253
Average (2019 - 2023)	18	30	3	51
% Breakdown	35.6%	59.3%	5.1%	100.0%
2014 - 2023				
Total	442	230	17	689
Average	44	23	2	69
% Breakdown	64.2%	33.4%	2.5%	100.0%

^[1] Includes townhouses and apartments in duplexes.

^[2] Includes bachelor, 1 bedroom and 2 bedroom+ apartments.

Source: Historical housing activity derived from Statistics Canada building permit data for the Township of West Lincoln, 2014-2023.



Schedule 7a
Township of West Lincoln
Person Per Unit by Age and Type of Dwelling
(2021 Census)

Age of Dwelling	Singles and Semi-Detached						25 Year Average	25 Year Average Adjusted ^[1]
	< 1 BR	1 BR	2 BR	3/4 BR	5+ BR	Total		
1-5	-	-	1.846	3.347	-	3.074		
6-10	-	-	2.000	3.345	-	3.133		
11-15	-	-	1.455	3.531	-	3.258		
16-20	-	-	-	3.224	4.636	3.277		
20-25	-	-	-	3.275	-	3.159	3.180	3.168
25-35	-	-	-	3.156	-	3.524		
35+	0.900	-	1.934	2.861	4.421	2.881		
Total	0.750	-	1.920	3.046	4.650	3.025		

Age of Dwelling	All Density Types					
	< 1 BR	1 BR	2 BR	3/4 BR	5+ BR	Total
1-5	-	-	2.000	2.972	-	2.832
6-10	-	-	2.000	3.057	-	2.893
11-15	-	-	1.600	3.560	-	3.167
16-20	-	-	-	3.289	4.545	3.281
20-25	-	-	-	3.070	-	3.132
25-35	-	-	-	3.270	-	3.102
35+	-	1.276	1.958	2.820	4.421	2.793
Total	-	1.432	1.932	2.982	4.539	2.912

^[1] Adjusted based on historical trends.

Note: Does not include Statistics Canada data classified as "Other."

P.P.U. Not calculated for samples less than or equal to 50 dwelling units and does not include institutional population.



Schedule 7b
Niagara Region
Person Per Unit by Age and Type of Dwelling
(2021 Census)

Age of Dwelling	Multiples ^[1]						25 Year Average	25 Year Average Adjusted ^[3]
	< 1 BR	1 BR	2 BR	3/4 BR	5+ BR	Total		
1-5	-	1.407	1.796	2.633	-	2.159		
6-10	-	1.889	1.768	2.502	-	2.210		
11-15	-	1.294	1.798	2.665	-	2.235		
16-20	-	1.385	1.742	2.364	-	2.107		
20-25	-	1.667	1.675	2.408	-	2.061	2.154	2.169
25-35	-	1.364	1.882	2.683	-	2.365		
35+	0.813	1.267	1.836	2.687	3.670	2.260		
Total	0.771	1.331	1.802	2.621	3.847	2.226		

Age of Dwelling	Apartments ^[2]						25 Year Average	25 Year Average Adjusted ^[3]
	< 1 BR	1 BR	2 BR	3/4 BR	5+ BR	Total		
1-5	-	1.291	1.688	2.600	-	1.755		
6-10	-	1.200	1.763	2.033	-	1.603		
11-15	-	1.500	1.823	3.000	-	1.797		
16-20	-	1.246	1.922	2.130	-	1.701		
20-25	-	1.266	2.028	2.412	-	1.745	1.720	1.763
25-35	-	1.226	1.773	3.043	-	1.602		
35+	1.017	1.192	1.749	2.447	2.545	1.575		
Total	1.037	1.207	1.764	2.463	2.778	1.599		

Age of Dwelling	All Density Types					
	< 1 BR	1 BR	2 BR	3/4 BR	5+ BR	Total
1-5	2.692	1.378	1.881	2.987	4.086	2.634
6-10	-	1.356	1.846	2.840	4.441	2.639
11-15	-	1.463	1.839	2.923	4.133	2.727
16-20	-	1.378	1.834	2.849	4.106	2.669
20-25	-	1.367	1.851	2.777	3.748	2.558
25-35	-	1.283	1.814	2.789	3.922	2.481
35+	1.295	1.246	1.799	2.579	3.721	2.311
Total	1.504	1.270	1.812	2.661	3.846	2.396

^[1] Includes townhouses and apartments in duplexes.

^[2] Includes bachelor, 1 bedroom and 2 bedroom+ apartments.

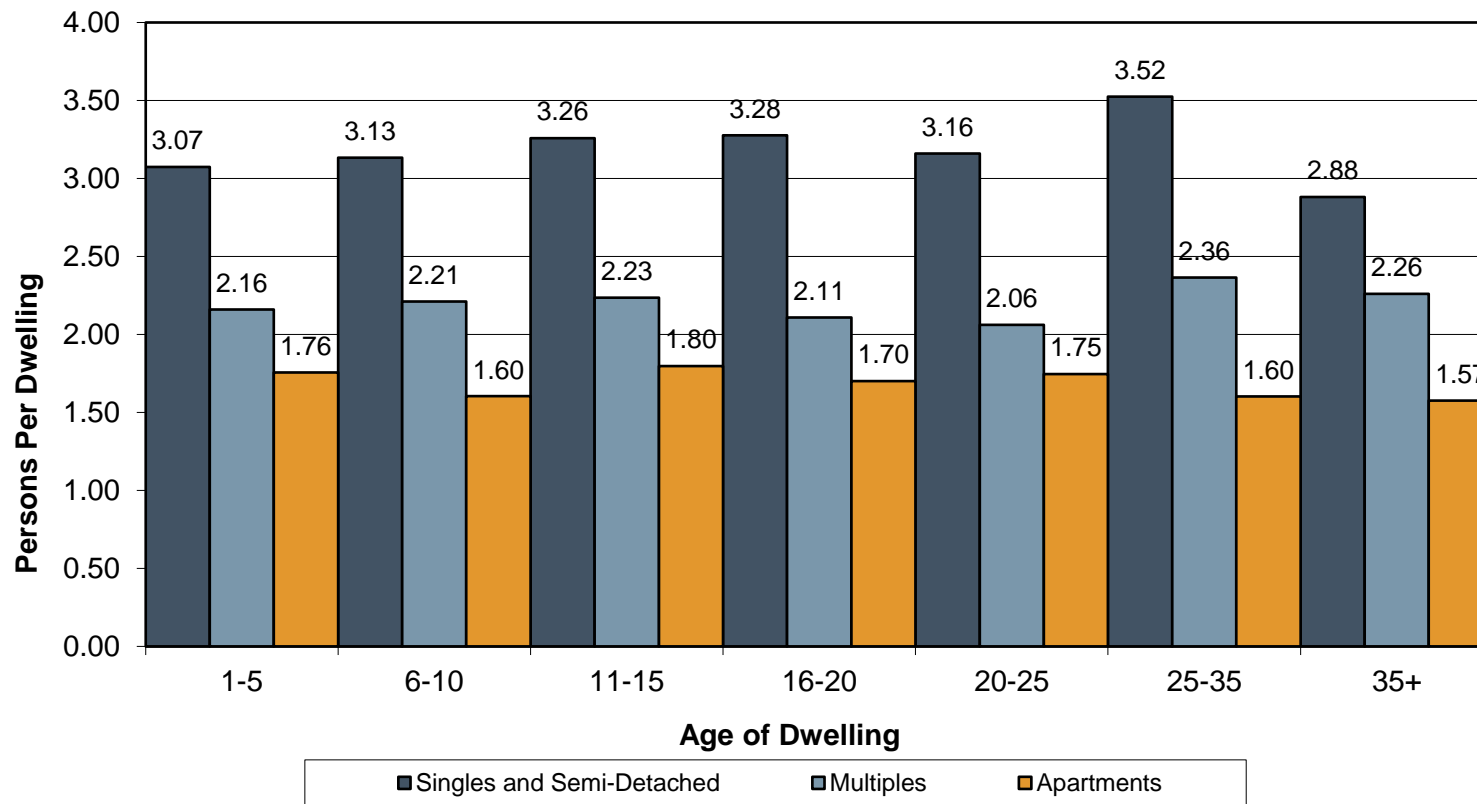
^[3] Adjusted based on historical trends.

Note: Does not include Statistics Canada data classified as "Other."

P.P.U. Not calculated for samples less than or equal to 50 dwelling units and does not include institutional population.



Schedule 8
Township of West Lincoln
Person Per Unit Structural Type and Age of Dwelling
(2021 Census)



Multiple and Apartment P.P.U.s are based on Niagara Region.



Schedule 9a Township of West Lincoln Employment Forecast, 2024 to 2051

Period	Population	Activity Rate								Employment								Employment
		Primary	Work at Home	Industrial	Commercial/ Population Related	Institutional	Total	N.F.P.O.W. ^[1]	Total Including N.F.P.O.W.	Primary	Work at Home	Industrial	Commercial/ Population Related	Institutional	Total	N.F.P.O.W. ^[1]	Total Employment (Including N.F.P.O.W.)	Total (Excluding Work at Home and N.F.P.O.W.)
Mid 2011	13,837	0.013	0.060	0.087	0.067	0.042	0.268	0.034	0.302	180	825	1,205	925	580	3,715	468	4,183	2,890
Mid 2016	14,500	0.013	0.057	0.093	0.063	0.029	0.255	0.039	0.294	195	820	1,348	918	420	3,700	564	4,264	2,880
Mid 2024	15,661	0.013	0.060	0.089	0.061	0.029	0.252	0.046	0.298	199	943	1,395	961	447	3,945	718	4,663	3,002
Mid 2034	22,780	0.009	0.061	0.082	0.062	0.030	0.244	0.046	0.290	211	1,389	1,876	1,407	678	5,561	1,052	6,613	4,172
Mid 2051	37,420	0.006	0.062	0.071	0.063	0.032	0.233	0.047	0.280	233	2,329	2,643	2,340	1,192	8,737	1,743	10,480	6,408
Incremental Change																		
Mid 2011 - Mid 2016	663	0.000	-0.003	0.006	-0.004	-0.013	-0.013	0.005	-0.008	15	-5	143	-8	-160	-15	96	81	-10
Mid 2016 - Mid 2024	1,161	-0.001	0.004	-0.004	-0.002	0.000	-0.003	0.007	0.004	4	123	48	44	27	245	154	399	122
Mid 2024 - Mid 2034	7,119	-0.003	0.001	-0.007	0.000	0.001	-0.008	0.000	-0.007	12	446	481	446	231	1,616	334	1,950	1,170
Mid 2024 - Mid 2051	21,759	-0.006	0.002	-0.018	0.001	0.003	-0.018	0.001	-0.018	34	1,386	1,248	1,379	745	4,792	1,025	5,817	3,406
Annual Average																		
Mid 2011 - Mid 2016	133	0.000	-0.001	0.001	-0.001	-0.003	-0.003	0.001	-0.002	3	-1	29	-2	-32	-3	19	16	-2
Mid 2016 - Mid 2024	145	0.000	0.000	0.000	0.000	0.000	0.000	0.001	0.000	1	15	6	5	3	31	19	50	15
Mid 2024 - Mid 2034	712	0.000	0.000	-0.001	0.000	0.000	-0.001	0.000	-0.001	1	45	48	45	23	162	33	195	117
Mid 2024 - Mid 2051	806	0.000	0.000	-0.001	0.000	0.000	-0.001	0.000	-0.001	1	51	46	51	28	177	38	215	126

^[1] Statistics Canada defines no fixed place of work (N.F.P.O.W.) employees as "persons who do not go from home to the same workplace location at the beginning of each shift. Such persons include building and landscape contractors, travelling salespersons, independent truck drivers, etc."

Note: Statistics Canada 2021 Census place of work employment data has been reviewed. The 2021 Census employment results have not been utilized due to a significant increase in work at home employment captured due to Census enumeration occurring during the provincial COVID-19 lockdown from April 1, 2021 to June 14, 2021.

Source: Watson & Associates Economists Ltd.



Schedule 9b
Township of West Lincoln
Employment and Gross Floor Area (G.F.A.) Forecast, 2024 to 2051

Period	Population	Employment					Gross Floor Area in Square Feet (Estimated) ^[1]				
		Primary	Industrial	Commercial/ Population Related	Institutional ^[3]	Total ICI & Primary	Primary ^[2]	Industrial	Commercial/ Population Related	Institutional ^[3]	Total
Mid 2011	13,837	180	1,205	925	580	2,890					
Mid 2016	14,500	195	1,348	918	420	2,880					
Mid 2024	15,661	199	1,395	961	447	3,002					
Mid 2034	22,780	211	1,876	1,407	667	4,161					
Mid 2051	37,420	233	2,643	2,340	1,160	6,376					
Incremental Change											
Mid 2011 - Mid 2016	663	15	143	-8	-160	-10					
Mid 2016 - Mid 2024	1,161	4	48	44	27	122					
Mid 2024 - Mid 2034	7,119	12	481	446	220	1,159	36,000	625,300	223,000	151,400	1,035,700
Mid 2024 - Mid 2051	21,759	34	1,248	1,379	713	3,374	102,000	1,622,400	689,500	492,300	2,906,200
Annual Average											
Mid 2011 - Mid 2016	133	3	29	-2	-32	-2					
Mid 2016 - Mid 2024	145	1	6	5	3	15					
Mid 2024 - Mid 2034	712	1	48	45	22	116	3,600	62,530	22,300	15,140	103,570
Mid 2024 - Mid 2051	791	1	45	50	26	123	3,709	58,996	25,073	17,902	105,680

^[1] Square Foot Per Employee Assumptions

Primary	3,000
Industrial	1,300
Commercial/Population-Related	500
Institutional	690

^[2] Primary industry includes agriculture and resource related employment.

^[3] Forecast institutional employment and gross floor area has been adjusted downward to account for employment associated with special care units.

*Reflects Mid-2024 to Mid-2051 forecast period.

Note: Numbers may not add up precisely due to rounding.

Source: Watson & Associates Economists Ltd.



Schedule 9c
Township of West Lincoln
Estimate of the Anticipated Amount, Type and Location of
Non-Residential Development for Which Development Charges Can Be Imposed

Development Location	Timing	Primary G.F.A. S.F. ^{[1],[2]}	Industrial G.F.A. S.F. ^[1]	Commercial G.F.A. S.F. ^[1]	Institutional G.F.A. S.F. ^[1]	Total Non-Residential G.F.A. S.F.	Employment Increase ^[3]
Urban	2024 - 2034	-	607,100	206,500	151,400	965,000	1,100
	2024 - 2051	-	1,574,300	645,500	492,300	2,712,100	3,215
Rural	2024 - 2034	36,000	18,200	16,500	-	70,700	59
	2024 - 2051	102,000	48,100	44,000	-	194,100	159
Township of West Lincoln	2024 - 2034	36,000	625,300	223,000	151,400	1,035,700	1,159
	2024 - 2051	102,000	1,622,400	689,500	492,300	2,906,200	3,374

^[1] Square Foot Per Employee Assumptions

Primary	3,000
Industrial	1,300
Commercial/Population-Related	500
Institutional	690

^[2] Primary industry includes agriculture and resource related employment.

^[3] Forecast institutional employment and gross floor area has been adjusted downward to account for employment associated with special care units.

^[4] Employment Increase does not include No Fixed Place of Work.

*Reflects Mid-2024 to Mid-2051 forecast period.

Note: Numbers may not add up precisely due to rounding.

Source: Watson & Associates Economists Ltd.



Schedule 10
Township of West Lincoln
Employment Categories by Major Employment Sector

NAICS	Employment by industry	Comments
	<u>Primary Industry Employment</u>	
11	<i>Agriculture, forestry, fishing and hunting</i>	Categories which relate to local land-based resources
21	<i>Mining and oil and gas extraction</i>	
	<u>Industrial and Other Employment</u>	
22	<i>Utilities</i>	Categories which relate primarily to industrial land supply and demand
23	<i>Construction</i>	
31-33	<i>Manufacturing</i>	
41	<i>Wholesale trade</i>	
48-49	<i>Transportation and warehousing</i>	
56	<i>Administrative and support</i>	
	<u>Population Related Employment</u>	
44-45	<i>Retail trade</i>	Categories which relate primarily to population growth within the municipality
51	<i>Information and cultural industries</i>	
52	<i>Finance and insurance</i>	
53	<i>Real estate and rental and leasing</i>	
54	<i>Professional, scientific and technical services</i>	
55	<i>Management of companies and enterprises</i>	
56	<i>Administrative and support</i>	
71	<i>Arts, entertainment and recreation</i>	
72	<i>Accommodation and food services</i>	
81	<i>Other services (except public administration)</i>	
	<u>Institutional</u>	
61	<i>Educational services</i>	
62	<i>Health care and social assistance</i>	
91	<i>Public administration</i>	

Note: Employment is classified by North American Industry Classification System (NAICS) Code.

Source: Watson & Associates Economists Ltd.



Appendix B

Level of Service



Appendix B: Level of Service

SUMMARY OF SERVICE STANDARDS AS PER DEVELOPMENT CHARGES ACT, 1997, AS AMENDED							
Service Category	Sub-Component	15 Year Average Service Standard					Maximum Ceiling LOS
		Cost (per capita)	Quantity (per capita)		Quality (per capita)		
Service Related to a Highway	Services Related to a Highway - Roads and Related Infrastructure	\$59,018.80	0.0253	km of roadways	2,332,759	per km	1,284,190,069
	Services Related to a Highway - Bridges, Culverts & Structures	\$9,655.00	0.0063	Number of Bridges, Culverts & Structures	1,532,540	per item	210,083,145
	Services Related to a Highway - Sidewalks and Active Transportation	\$261.93	0.0011	km of sidewalks and active transportation	238,118	per km	5,699,335
	Services Related to a Highway - Traffic Signals & Streetlights	\$57.33	0.0202	No. of Traffic Signals	2,838	per item	1,247,443
	Services Related to a Highway - Public Works Facilities	\$564.67	1.0466	sq.ft. of building area	540	per sq.ft.	12,286,655
	Services Related to a Highway - Public Works Vehicles & Equipment	\$508.79	0.0043	No. of vehicles and equipment	118,323	per item	11,070,762
Fire Protection	Fire Protection Services - Facilities	\$691.24	1.1710	sq.ft. of building area	590	per sq.ft.	4,920,938
	Fire Protection Services - Vehicles & Equipment	\$416.60	0.0007	No. of vehicles	595,143	per item	2,965,775
	Fire Protection Services - Small Equipment and Gear	\$95.28	0.0352	No. of equipment and gear	2,707	per item	678,298
Parks & Recreation	Parkland Development	\$601.41	0.0075	Acres of Parkland	80,188	per acre	4,281,438
	Parkland Amenities	\$536.61	0.0036	No. of parkland amenities	149,058	per amenity	3,820,127
	Parkland Trails	\$17.05	0.0972	Linear Metres of Paths and Trails	175	per linear m	121,379
	Recreation Facilities	\$2,092.35	4.6443	sq.ft. of building area	451	per sq.ft.	14,895,440
	Parks & Recreation Vehicles and Equipment	\$84.07	0.0017	No. of vehicles and equipment	49,453	per item	598,494
Library	Library Services - Facilities	\$539.81	0.7972	sq.ft. of building area	677	per sq.ft.	3,842,907
	Library Services - Collection Materials	\$141.63	3.2557	No. of library collection items	44	per collection item	1,008,264



Township of West Lincoln
Service Standard Calculation Sheet

Service: Fire Protection Services - Facilities
Unit Measure: sq.ft. of building area

Description	2009	2010	2011	2012	2013	2014	2015	2016	2017	2018	2019	2020	2021	2022	2023	2024 Bld'g Value (\$/sq.ft.)	Value/sq.ft. with land, site works, etc.
Smithville Fire Hall - old	6,755	6,755	-	-	-	-	-	-	-	-	-	-	-	-	-	\$500	\$599
Station 2: Caistor Fire Station - 8635 Regional Road #65, Caistor Centre	6,000	6,000	6,000	6,000	6,000	6,000	6,000	6,000	6,000	6,000	6,000	6,000	6,000	6,000	6,000	\$500	\$658
Station 1: Smithville Fire Hall - 344 Canborough Street, Smithville	-	-	10,362	10,362	10,362	10,362	10,362	10,362	10,362	10,362	10,362	10,362	10,362	10,362	10,362	\$500	\$599
Fire Station 1 Garage/Storage	1,185	1,185	1,185	1,185	1,185	1,185	1,185	1,185	1,185	1,185	1,185	1,185	1,185	1,185	1,185	\$175	\$175
Total	13,940	13,940	17,547	17,547	17,547	17,547	17,547	17,547	17,547	17,547	17,547	17,547	17,547	17,547	17,547		

Population	13,534	13,652	13,837	13,959	14,001	14,133	14,253	14,500	14,796	14,996	15,092	15,242	15,453	15,581	15,645
Per Capita Standard	1.03	1.02	1.27	1.26	1.25	1.24	1.23	1.21	1.19	1.17	1.16	1.15	1.14	1.13	1.12

15 Year Average	2009 to 2023
Quantity Standard	1.17
Quality Standard	\$590
Service Standard	\$691

D.C. Amount (before deductions)	10 Year
Forecast Population	7,119
\$ per Capita	\$691
Eligible Amount	\$4,920,938



Service Standard Calculation Sheet

Service: Fire Protection Services - Vehicles & Equipment
Unit Measure: No. of vehicles

Description	2009	2010	2011	2012	2013	2014	2015	2016	2017	2018	2019	2020	2021	2022	2023	2024 Value (\$/Vehicle)
Pumper	1	1	1	1	1	1	1	1	1	1	1	1	1	1	1	\$1,000,000
Deputy Chief Vehicle	-	-	-	1	1	1	1	1	1	1	1	1	1	1	1	\$80,000
Chief's Vehicle	1	1	1	1	1	1	1	1	1	1	1	1	1	1	1	\$80,000
Squad	-	-	1	1	1	1	1	1	1	1	1	1	1	1	1	\$90,000
Pumper Tanker -1	1	1	1	1	1	1	1	1	1	1	1	1	1	1	1	\$700,000
Pumper	1	1	1	1	1	1	1	1	1	1	1	1	1	1	1	\$1,000,000
Squad	1	1	1	1	1	1	1	1	1	1	1	1	1	1	1	\$90,000
Aerial Ladder Truck	-	-	-	-	1	1	1	1	1	1	1	1	1	1	1	\$1,500,000
Trailer -1	1	1	1	1	1	1	1	1	1	1	1	1	1	1	1	\$20,000
Pumper Tanker-2	1	1	1	1	1	1	1	1	1	1	1	1	1	1	1	\$700,000
Pumper Rescue 1	1	1	1	1	1	1	1	1	1	1	1	1	1	1	1	\$1,000,000
Pumper Rescue 2	-	-	-	-	-	-	-	-	-	-	-	1	1	1	1	\$1,000,000
Trailer	-	-	-	-	-	-	-	-	-	-	-	-	1	1	1	\$10,000
Total	8	8	9	10	11	11	11	11	11	11	11	12	13	13	13	

Population	13,534	13,652	13,837	13,959	14,001	14,133	14,253	14,500	14,796	14,996	15,092	15,242	15,453	15,581	15,645
Per Capita Standard	0.0006	0.0006	0.0007	0.0007	0.0008	0.0008	0.0008	0.0008	0.0007	0.0007	0.0007	0.0008	0.0008	0.0008	0.0008

15 Year Average	2009 to 2023
Quantity Standard	0.0007
Quality Standard	\$595,143
Service Standard	\$417

D.C. Amount (before deductions)	10 Year
Forecast Population	7,119
\$ per Capita	\$417
Eligible Amount	\$2,965,775



**Township of West Lincoln
Service Standard Calculation Sheet**

Service: Fire Protection Services - Small Equipment and Gear
Unit Measure: No. of equipment and gear

Description	2009	2010	2011	2012	2013	2014	2015	2016	2017	2018	2019	2020	2021	2022	2023	2024 Value (\$/item)
Motorolla P25 System	-	-	-	-	-	-	-	-	-	48	48	48	48	48	48	\$7,000
VHF Radio System	48	48	48	48	48	48	48	48	48	-	-	-	-	-	-	\$1,000
Fire Hoses	250	250	250	250	250	250	250	250	250	250	250	250	250	250	250	\$500
Portable Pump	1	1	2	3	3	3	3	3	3	3	3	3	3	3	3	\$15,000
Extrication Stabilization Kit	-	-	2	2	2	2	2	2	2	2	2	2	2	2	2	\$8,200
Thermal Imaging Camera	-	-	2	2	2	2	2	2	2	2	2	2	2	2	2	\$9,500
Bunker Gear	47	47	47	47	47	47	47	47	47	47	47	47	53	57	57	\$5,100
SCBA Compressor	1	1	1	1	1	1	1	1	1	1	1	1	1	1	1	\$90,000
SCBA Cylinder and Packs	125	125	125	125	125	125	125	125	135	135	135	135	135	135	135	\$4,200
Equipment - Confined Space Rescue	-	-	-	-	1	1	1	1	1	1	1	1	1	1	1	\$16,200
Extraction Equipment	1	1	1	1	1	1	1	1	1	1	-	-	-	-	-	\$64,500
Fire Edraulic Extrication Equipment	-	-	-	-	-	-	-	-	-	-	1	1	1	1	1	\$65,000
Firecon Headsets	-	-	-	-	-	-	1	1	1	1	1	1	1	1	1	\$36,400
Farm rescue	-	-	-	-	1	1	1	1	1	1	1	1	1	1	1	\$6,000
Fire Nozzles	20	20	20	20	20	20	20	20	20	20	20	20	20	20	20	\$1,500
Multi Gas Detectors	2	2	3	3	3	3	3	3	3	3	3	3	3	3	3	\$1,500
Defibrillators	3	3	3	3	3	3	3	3	3	3	3	3	4	4	4	\$5,000
Total	498	498	504	505	507	507	508	508	518	518	518	518	525	529	529	

Population	13,534	13,652	13,837	13,959	14,001	14,133	14,253	14,500	14,796	14,996	15,092	15,242	15,453	15,581	15,645
Per Capita Standard	0.037	0.037	0.036	0.036	0.036	0.036	0.036	0.035	0.035	0.035	0.034	0.034	0.034	0.034	0.034

15 Year Average	2009 to 2023
Quantity Standard	0.0352
Quality Standard	\$2,707
Service Standard	\$95

D.C. Amount (before deductions)	10 Year
Forecast Population	7,119
\$ per Capita	\$95
Eligible Amount	\$678,298



Township of West Lincoln Service Standard Calculation Sheet

Service:	Services Related to a Highway - Roads and Related Infrastructure
Unit Measure:	km of roadways

[illegible]

Population	13,534	13,652	13,837	13,959	14,001	14,133	14,253	14,500	14,796	14,996	15,092	15,242	15,453	15,581	15,645
Per Capita Standard	0.027	0.027	0.027	0.026	0.026	0.026	0.026	0.025	0.025	0.025	0.024	0.024	0.024	0.024	0.024

15 Year Average	2009 to 2023
Quantity Standard	0.0253
Quality Standard	\$2,332,759
Service Standard	\$59,019

D.C. Amount (before deductions)	2051
Forecast Population	21,759
\$ per Capita	\$59,019
Eligible Amount	\$1,284,190,069



Township of West Lincoln
Service Standard Calculation Sheet

Service: Services Related to a Highway - Bridges, Culverts & Structures
Unit Measure: Number of Bridges, Culverts & Structures

Description	2009	2010	2011	2012	2013	2014	2015	2016	2017	2018	2019	2020	2021	2022	2023	2024 Value (\$/item)
Bridges	72	72	72	72	72	72	72	72	72	72	72	72	72	72	72	\$1,800,000
Culverts	19	19	19	19	19	19	19	19	19	19	19	19	19	19	19	\$570,000
Total	91	91	91	91	91	91	91	91	91	91	91	91	91	91	91	

Population	13,534	13,652	13,837	13,959	14,001	14,133	14,253	14,500	14,796	14,996	15,092	15,242	15,453	15,581	15,645
Per Capita Standard	0.0067	0.0067	0.0066	0.0065	0.0065	0.0064	0.0064	0.0063	0.0062	0.0061	0.0060	0.0060	0.0059	0.0058	0.0058

15 Year Average	2009 to 2023
Quantity Standard	0.0063
Quality Standard	\$1,532,540
Service Standard	\$9,655

D.C. Amount (before deductions)	2051
Forecast Population	21,759
\$ per Capita	\$9,655
Eligible Amount	\$210,083,145



Township of West Lincoln
Service Standard Calculation Sheet

Service: Services Related to a Highway - Sidewalks and Active Transportation
Unit Measure: km of sidewalks and active transportation

Description	2009	2010	2011	2012	2013	2014	2015	2016	2017	2018	2019	2020	2021	2022	2023	2024 Value (\$/km)
Sidewalks	14.67	14.67	16.36	16.36	16.36	16.36	16.36	16.36	16.36	16.79	17.26	17.47	17.88	17.88	17.88	\$230,000
Total	14.67	14.67	16.36	16.36	16.36	16.36	16.36	16.36	16.36	16.79	17.26	17.47	17.88	17.88	17.88	

Population	13,534	13,652	13,837	13,959	14,001	14,133	14,253	14,500	14,796	14,996	15,092	15,242	15,453	15,581	15,645
Per Capita Standard	0.0011	0.0011	0.0012	0.0012	0.0012	0.0012	0.0011	0.0011	0.0011	0.0011	0.0011	0.0011	0.0012	0.0011	0.0011

15 Year Average	2009 to 2023
Quantity Standard	0.0011
Quality Standard	\$238,118
Service Standard	\$262

D.C. Amount (before deductions)	2051
Forecast Population	21,759
\$ per Capita	\$262
Eligible Amount	\$5,699,335



Township of West Lincoln
Service Standard Calculation Sheet

Service: Services Related to a Highway - Traffic Signals & Streetlights
Unit Measure: No. of Traffic Signals

Description	2009	2010	2011	2012	2013	2014	2015	2016	2017	2018	2019	2020	2021	2022	2023	2024 Value (\$/item)
Streetlights-Fixtures	228	228	228	228	228	228	228	228	228	228	250	250	250	250	250	\$2,500
Street light-Poles	52	52	52	52	52	52	52	52	52	52	74	74	74	74	74	\$4,200
Total	280	280	280	280	280	280	280	280	280	280	324	324	324	324	324	

Population	13,534	13,652	13,837	13,959	14,001	14,133	14,253	14,500	14,796	14,996	15,092	15,242	15,453	15,581	15,645
Per Capita Standard	0.021	0.021	0.020	0.020	0.020	0.020	0.020	0.019	0.019	0.019	0.022	0.021	0.021	0.021	0.021

15 Year Average	2009 to 2023
Quantity Standard	0.0202
Quality Standard	\$2,838
Service Standard	\$57

D.C. Amount (before deductions)	2051
Forecast Population	21,759
\$ per Capita	\$57
Eligible Amount	\$1,247,443



Township of West Lincoln
Service Standard Calculation Sheet

Class of Service: Services Related to a Highway - Public Works Facilities
Unit Measure: sq.ft. of building area

Description	2009	2010	2011	2012	2013	2014	2015	2016	2017	2018	2019	2020	2021	2022	2023	2024 Bld'g Value (\$/sq.ft.)	Value/sq.ft. with land, site works, etc.
Smithville Depot	10,529	10,529	10,529	10,529	10,529	10,529	10,529	10,529	10,529	10,529	10,529	10,529	10,529	10,529	10,529	\$500	\$699
Salt Depot (2)	3,176	3,176	3,176	3,176	3,176	3,176	3,176	3,176	3,176	3,176	3,176	3,176	3,176	3,176	3,176	\$100	\$100
Water Dept. Storage Building	601	601	601	601	601	601	601	601	601	601	601	601	601	601	601	\$175	\$175
Truck Filling Station	344	344	344	344	344	344	344	344	344	344	344	344	344	344	344	\$250	\$297
Townhall -Public Works Staff	518	518	518	518	518	518	518	518	518	518	691	691	691	691	691	\$500	\$573
Total	15,168	15,168	15,168	15,168	15,168	15,168	15,168	15,168	15,168	15,168	15,341	15,341	15,341	15,341	15,341		

Population	13,534	13,652	13,837	13,959	14,001	14,133	14,253	14,500	14,796	14,996	15,092	15,242	15,453	15,581	15,645
Per Capita Standard	1.12	1.11	1.10	1.09	1.08	1.07	1.06	1.05	1.03	1.01	1.02	1.01	0.99	0.98	0.98

15 Year Average	2009 to 2023
Quantity Standard	1.05
Quality Standard	\$540
Service Standard	\$565

D.C. Amount (before deductions)	2051
Forecast Population	21,759
\$ per Capita	\$565
Eligible Amount	\$12,286,655



Township of West Lincoln
Service Standard Calculation Sheet

Class of Service: Services Related to a Highway - Public Works Vehicles & Equipment
Unit Measure: No. of vehicles and equipment

Description	2009	2010	2011	2012	2013	2014	2015	2016	2017	2018	2019	2020	2021	2022	2023	2024 Value (\$/Vehicle)
Pick-up Trucks (1/2 ton)	8	8	8	8	8	8	7	7	7	7	7	7	7	7	7	53,000
Pick-up Trucks (3/4 ton)	-	-	-	-	-	-	-	-	-	1	1	1	1	2	2	60,000
Pick-up Trucks (1 ton)	-	-	-	-	-	-	1	1	1	1	2	2	2	2	2	90,000
Tractor Mower	4	4	4	4	4	4	4	4	4	4	4	4	4	3	3	29,000
Backhoe	3	2	2	2	2	2	2	2	2	3	2	2	3	2	2	213,000
SUVs						1	1	1	1	1	1	1	1	1	1	60,000
Single Axle Dump	-	-	-	-	-	-	-	-	-	-	-	-	1	1	1	300,000
Tractor-Small	-	-	-	-	1	1	1	1	1	1	1	1	1	1	1	61,000
Tractor-Large	1	1	1	1	2	2	2	2	2	3	3	2	2	2	2	334,000
Trackless	2	2	2	2	2	3	3	3	2	2	2	2	2	2	2	274,000
Tandem Trucks	7	7	7	7	7	7	7	7	7	7	7	7	7	7	7	385,000
Graders	2	2	2	2	2	2	2	3	2	2	2	2	2	2	2	605,000
Trailers	2	2	2	2	2	2	2	2	2	2	4	5	5	5	5	9,000
Jeep Liberty	1	1	1	1	1	1	1	-	-	-	-	-	-	-	-	\$50,000
2008 Trackless Sweeper	1	1	1	1	1	1	1	1	1	1	1	1	1	1	1	\$10,000
Street Furniture - West St	-	-	-	-	-	-	-	-	1	1	1	1	1	1	1	\$29,000
Street Furniture - Station St	-	-	-	-	-	-	-	-	1	1	1	1	1	1	1	\$24,000
Street Furniture - Griffin St N	-	-	-	-	-	-	-	-	-	1	1	1	1	1	1	\$25,000
Snow Plow blade attachment	-	-	-	1	1	1	1	1	1	1	1	1	1	1	1	\$34,000
Retroreflectormeter	-	-	-	-	-	-	-	1	1	1	1	1	1	1	1	\$21,000
Pressure washer	1	1	1	1	1	1	1	1	1	1	1	1	1	1	1	\$16,000
Hoist	-	-	-	-	-	-	-	1	1	1	1	1	1	1	1	\$12,000
GPS Units	-	-	-	-	1	1	1	1	1	1	1	1	1	1	1	\$24,000
Fuel tank	1	1	1	1	1	1	1	1	1	1	1	1	1	1	1	\$77,000
Diamond mower attachment	1	1	1	1	1	1	1	1	1	1	1	1	1	1	1	\$81,000
Salt Spreader (attachment)	7	7	7	7	7	7	7	7	7	7	7	7	7	7	7	\$23,000
Gas Power Washer	-	-	-	-	-	-	-	1	1	1	1	1	1	1	1	\$9,000
Post Driver	-	1	1	1	1	1	1	1	1	1	1	1	1	1	1	\$8,000
Chainsaws	2	2	2	2	2	2	2	3	3	3	3	3	3	3	3	\$1,000
Electronic Speed Board	-	-	-	-	-	-	1	1	1	1	1	1	1	1	1	\$10,000



Township of West Lincoln
Service Standard Calculation Sheet

Class of Service: Services Related to a Highway - Public Works Vehicles & Equipment
Unit Measure: No. of vehicles and equipment

Description	2009	2010	2011	2012	2013	2014	2015	2016	2017	2018	2019	2020	2021	2022	2023	2024 Value (\$/Vehicle)
Portable Culvert Steamer	1	1	1	1	1	1	1	1	1	1	1	1	1	1	1	\$20,000
Snow Plow, Wings and Harness	7	7	7	7	7	7	7	7	7	7	7	7	7	7	7	\$51,000
Vemeer Brush Trip Chipper	1	1	1	1	1	1	1	1	1	1	1	1	1	1	1	\$61,000
Chev. Express Cargo van	1	1	1	1	1	1	-	-	-	-	-	-	-	-	-	\$67,000
2015 GMC Savana Cargo Van W	-	-	-	-	-	-	1	1	1	1	1	1	1	1	1	\$60,000
Total	53	53	53	54	57	59	60	64	64	68	70	70	72	71	71	

Population	13,534	13,652	13,837	13,959	14,001	14,133	14,253	14,500	14,796	14,996	15,092	15,242	15,453	15,581	15,645
Per Capita Standard	0.0039	0.0039	0.0038	0.0039	0.0041	0.0042	0.0042	0.0044	0.0043	0.0045	0.0046	0.0046	0.0047	0.0046	0.0045

15 Year Average	2009 to 2023
Quantity Standard	0.0043
Quality Standard	\$118,323
Service Standard	\$509

D.C. Amount (before deductions)	2051
Forecast Population	21,759
\$ per Capita	\$509
Eligible Amount	\$11,070,762



Township of West Lincoln
Service Standard Calculation Sheet

Service: Parkland Development
Unit Measure: Acres of Parkland

Description	2009	2010	2011	2012	2013	2014	2015	2016	2017	2018	2019	2020	2021	2022	2023	2024 Value (\$/Acre)
Community Parks																
Wellandport Community Park	19.01	19.01	19.01	19.01	19.01	19.01	19.01	19.01	19.01	19.01	19.01	19.01	19.01	19.01	19.01	\$67,000
Caistor Community Park	8.96	8.96	8.96	8.96	8.96	8.96	8.96	8.96	8.96	8.96	8.96	8.96	8.96	8.96	8.96	\$127,000
West Lincoln Community Park	9.37	9.37	9.37	9.37	9.37	9.37	9.37	9.37	9.37	9.37	9.37	9.37	9.37	9.37	9.37	\$326,000
Silverdale Community Park	1.12	1.12	1.12	1.12	1.12	1.12	1.12	1.12	1.12	1.12	1.12	1.12	1.12	1.12	1.12	\$175,000
Urban Parks														-	-	
Rock Street	10.59	10.59	10.59	10.59	10.59	10.59	10.59	10.59	10.59	10.59	10.59	10.59	10.59	10.59	10.59	\$32,000
Hank MacDonald Park	0.91	0.91	0.91	0.91	0.91	0.91	0.91	0.91	0.91	0.91	0.91	0.91	0.91	0.91	0.91	\$219,000
Alma Park	3.05	3.05	3.05	3.05	3.05	3.05	3.05	3.05	3.05	3.05	3.05	3.05	3.05	3.05	3.05	\$105,000
Anastasio Park	1.30	1.30	1.30	1.30	1.30	1.30	1.30	1.30	1.30	1.30	1.30	1.30	1.30	1.30	1.30	\$202,000
Streamside Park	0.51	0.51	0.51	0.51	0.51	0.51	0.51	0.51	0.51	0.51	0.51	0.51	0.51	0.51	0.51	\$535,000
Harvest Gate Park	0.44	0.44	0.44	0.44	0.44	0.44	0.44	0.44	0.44	0.44	0.44	0.44	0.44	0.44	0.44	\$159,000
Dennis Dr Park	-	-	-	-	-	-	-	-	-	-	-	-	1.24	1.24	1.24	\$202,000
Township Parks																
Leisureplex	50.43	50.43	50.43	50.43	50.43	50.43	50.43	50.43	50.43	50.43	50.43	50.43	50.43	50.43	50.43	\$28,000
Roadside																
Twenty Park	2.76	2.76	2.76	2.76	2.76	2.76	2.76	2.76	2.76	2.76	2.76	2.76	2.76	2.76	2.76	\$53,000
Old Bridge Park	0.11	0.11	0.11	0.11	0.11	0.11	0.11	0.11	0.11	0.11	0.11	0.11	0.11	0.11	0.11	\$7,000
Smithville Square Parkette	-	-	-	-	-	-	-	-	-	-	0.22	0.22	0.22	0.22	0.22	\$103,000
Parkette -Murgatroyd	0.08	0.08	0.08	0.08	0.08	0.08	0.08	0.08	0.08	0.08	0.08	0.08	0.08	0.08	0.08	\$103,000
Total	108.64	108.64	108.64	108.64	108.64	108.64	108.64	108.64	108.64	108.64	108.86	108.86	110.10	110.10	110.10	

Population	13,534	13,652	13,837	13,959	14,001	14,133	14,253	14,500	14,796	14,996	15,092	15,242	15,453	15,581	15,645
Per Capita Standard	0.008	0.008	0.008	0.008	0.008	0.008	0.008	0.008	0.007	0.007	0.007	0.007	0.007	0.007	0.007

15 Year Average	2009 to 2023
Quantity Standard	0.0075
Quality Standard	\$80,188
Service Standard	\$601

D.C. Amount (before deductions)	10 Year
Forecast Population	7,119
\$ per Capita	\$601
Eligible Amount	\$4,281,438



Township of West Lincoln
Service Standard Calculation Sheet

Service: Parkland Amenities
Unit Measure: No. of parkland amenities

Description	2009	2010	2011	2012	2013	2014	2015	2016	2017	2018	2019	2020	2021	2022	2023	2024 Value (\$/item)
WLCC - Skatepark	-	-	-	-	-	-	-	-	-	-	1	1	1	1	1	\$680,000
WLCC - Splashpad	-	-	-	-	-	-	-	-	-	-	1	1	1	1	1	\$339,000
Baseball Diamonds with lights	7	7	7	7	7	7	7	7	7	5	5	5	5	5	5	\$448,000
Multi-Use Sportsfield	2	2	2	2	2	2	2	2	1	1	1	1	1	1	1	\$150,000
Soccer Field - Unlit	9	9	9	9	9	9	9	9	9	9	9	9	9	9	9	\$200,000
Soccer Field - Lit	1	1	1	1	1	1	1	1	1	1	1	1	1	1	1	\$450,000
Playground Equipment Large	9	9	9	9	9	9	9	9	9	9	9	9	10	10	10	\$180,000
Playground Equipment- Small	-	-	-	-	-	-	-	-	-	1	1	1	2	2	2	\$100,000
Bleachers	20	20	20	20	20	20	20	20	20	20	20	20	20	20	20	\$5,000
Tennis Courts - unlit	4	4	4	4	4	4	4	4	4	4	2	2	2	2	2	\$100,000
Smithville Parkette Furniture includes Shade Shelter	-	-	-	-	-	-	-	-	-	-	-	-	-	1	1	\$44,000
Leisureplex Pavillion	-	-	-	-	-	-	-	-	-	-	-	-	-	-	1	\$235,000
West Lincoln Community Center- Bandshell	-	-	-	-	-	-	-	-	-	-	-	-	1	1	1	\$200,000
Total	52	52	52	52	52	52	52	52	51	50	50	50	53	54	55	

Population	13,534	13,652	13,837	13,959	14,001	14,133	14,253	14,500	14,796	14,996	15,092	15,242	15,453	15,581	15,645
Per Capita Standard	0.0038	0.0038	0.0038	0.0037	0.0037	0.0037	0.0036	0.0036	0.0034	0.0033	0.0033	0.0033	0.0034	0.0035	0.0035

15 Year Average	2009 to 2023
Quantity Standard	0.0036
Quality Standard	\$149,058
Service Standard	\$537

D.C. Amount (before deductions)	10 Year
Forecast Population	7,119
\$ per Capita	\$537
Eligible Amount	\$3,820,127



Township of West Lincoln
Service Standard Calculation Sheet

Service: Parkland Trails
Unit Measure: Linear Metres of Paths and Trails

Description	2009	2010	2011	2012	2013	2014	2015	2016	2017	2018	2019	2020	2021	2022	2023	2024 Value (\$/ Linear Metre)
South Creek Trail	-	-	-	-	-	765	765	765	765	765	765	765	765	765	765	\$200
Leisureplex Trail	633	633	633	633	633	633	633	633	633	633	633	633	633	633	633	\$100
Murgatroyd Trail	200	200	200	200	200	200	200	200	200	200	200	200	200	200	200	\$300
West Lincoln Community Centre	-	-	-	-	-	-	-	-	-	-	270	270	270	270	270	\$300
Total	833	833	833	833	833	1,598	1,598	1,598	1,598	1,598	1,868	1,868	1,868	1,868	1,868	

Population	13,534	13,652	13,837	13,959	14,001	14,133	14,253	14,500	14,796	14,996	15,092	15,242	15,453	15,581	15,645
Per Capita Standard	0.06	0.06	0.06	0.06	0.06	0.11	0.11	0.11	0.11	0.11	0.12	0.12	0.12	0.12	0.12

15 Year Average	2009 to 2023
Quantity Standard	0.097
Quality Standard	\$175
Service Standard	\$17

D.C. Amount (before deductions)	10 Year
Forecast Population	7,119
\$ per Capita	\$17
Eligible Amount	\$121,379



Township of West Lincoln
Service Standard Calculation Sheet

Service: Recreation Facilities
Unit Measure: sq.ft. of building area

Description	2009	2010	2011	2012	2013	2014	2015	2016	2017	2018	2019	2020	2021	2022	2023	2024 Bld'g Value (\$/sq.ft.)	Value/sq.ft. with land, site works, etc.
Smithville Arena & Community Centre	31,635	31,635	31,635	31,635	31,635	31,635	31,635	31,635	31,635	31,635	-	-	-	-	-	\$280	\$330
West Lincoln Community Center- exclude library	-	-	-	-	-	-	-	-	-	-	57,951	57,951	57,951	57,951	57,951	\$600	\$725
Leisureplex (White Barn)	8,194	8,194	8,194	8,194	8,194	8,194	8,194	8,194	8,194	8,194	8,194	8,194	8,194	8,194	8,194	\$200	\$242
Leisureplex (Blue Barn)	1,750	1,750	1,750	1,750	1,750	1,750	1,750	1,750	1,750	1,750	1,750	1,750	1,750	1,750	1,750	\$200	\$242
Leisureplex Bathrooms	3,025	3,025	3,025	3,025	3,025	3,025	3,025	3,025	3,025	3,025	3,025	3,025	3,025	3,025	3,025	\$200	\$242
Silverdale Community Centre	1,653	1,653	1,653	1,653	1,653	1,653	1,653	1,653	1,653	1,653	1,653	1,653	1,653	1,653	1,653	\$450	\$518
Caistor Community Centre - Abingdon Hall	4,592	4,592	4,592	4,592	4,592	4,592	4,592	4,592	4,592	4,592	4,592	4,592	4,592	4,592	4,592	\$450	\$518
Caistor Ball Building (Concession & Storage)	1,000	1,000	1,000	1,000	1,000	1,000	1,000	1,000	1,000	1,000	1,000	1,000	1,000	1,000	1,000	\$200	\$200
Wellandport Community Centre (Excluding Library)	6,106	6,106	6,106	6,106	6,106	6,106	6,106	6,106	6,106	6,106	6,106	6,106	6,106	6,106	6,106	\$450	\$518
Greenhouse - Hank MacDonald Park	-	-	-	-	-	-	-	-	-	-	-	-	-	100	100	\$165	\$165
Building - Hank MacDonald Park	1,298	1,298	1,298	1,298	1,298	1,298	1,298	1,298	1,298	1,298	1,298	1,298	1,298	1,298	1,298	\$200	\$242
Total	59,253	59,253	59,253	59,253	59,253	59,253	59,253	59,253	59,253	59,253	85,569	85,569	85,569	85,669	85,669		

Population	13,534	13,652	13,837	13,959	14,001	14,133	14,253	14,500	14,796	14,996	15,092	15,242	15,453	15,581	15,645
Per Capita Standard	4.38	4.34	4.28	4.24	4.23	4.19	4.16	4.09	4.00	3.95	5.67	5.61	5.54	5.50	5.48

15 Year Average	2009 to 2023
Quantity Standard	4.64
Quality Standard	\$451
Service Standard	\$2,092

D.C. Amount (before deductions)	10 Year
Forecast Population	7,119
\$ per Capita	\$2,092
Eligible Amount	\$14,895,440



**Township of West Lincoln
Service Standard Calculation Sheet**

Service: Parks & Recreation Vehicles and Equipment
Unit Measure: No. of vehicles and equipment

Description	2009	2010	2011	2012	2013	2014	2015	2016	2017	2018	2019	2020	2021	2022	2023	2024 Value (\$/Item)
Pick-up Trucks	2	2	3	3	3	4	4	4	4	3	4	4	4	3	3	\$49,000
Mower	4	5	5	5	6	6	5	5	6	7	6	5	5	6	6	\$23,000
Mower-Large	-	-	-	1	1	1	1	1	1	1	1	2	2	2	2	\$82,500
Tractor	2	2	2	2	2	2	1	2	2	2	1	1	1	1	1	\$55,000
Kubota Tractor	1	1	1	1	1	1	1	1	1	1	-	-	-	-	-	\$118,000
Pick-up Truck One-Ton	1	1	1	1	1	1	-	-	-	-	-	-	-	-	-	\$76,000
Ice Resurfacer	2	2	2	2	2	2	2	3	2	1	1	1	1	1	1	\$200,000
Cleaning Machine	1	1	1	1	1	1	1	1	1	2	3	3	3	3	3	\$8,000
Baseball Groomer	-	-	-	-	-	-	-	-	2	2	2	2	2	2	2	\$10,000
Trailer	1	1	1	1	1	1	1	1	1	2	2	2	2	2	2	\$8,000
2015 Top Dresser	-	-	-	-	-	-	1	1	1	1	1	1	1	1	1	\$31,000
Split Seeder Unit	-	-	1	1	1	1	1	1	1	1	1	1	1	1	1	\$11,000
Infr. Red Ice Temp Controller	-	-	-	-	1	1	1	1	1	1	1	1	1	1	1	\$12,000
Floor Sweeper AR71001	1	1	1	1	1	1	1	1	1	1	1	1	1	1	1	\$121,000
Turf Edger	1	1	1	1	1	1	1	1	1	1	1	1	1	1	1	\$79,000
2012 Kubota Gator Vehicle	-	-	-	1	1	1	1	1	1	1	1	1	1	1	1	\$22,000
Misc. Parks Equipment	-	-	-	-	-	-	-	-	-	1	2	3	4	5	5	\$8,000
Misc. Recreation Program Equipment	-	-	-	-	-	-	-	-	1	1	1	2	2	3	3	\$10,000
Smithville Parkette Furniture														1	1	\$40,000
Total	16	17	19	21	23	24	22	24	27	29	29	31	32	35	35	

Population	13,534	13,652	13,837	13,959	14,001	14,133	14,253	14,500	14,796	14,996	15,092	15,242	15,453	15,581	15,645
Per Capita Standard	0.0012	0.0012	0.0014	0.0015	0.0016	0.0017	0.0015	0.0017	0.0018	0.0019	0.0019	0.0020	0.0021	0.0022	0.0022

15 Year Average	2009 to 2023
Quantity Standard	0.0017
Quality Standard	\$49,453
Service Standard	\$84

D.C. Amount (before deductions)	10 Year
Forecast Population	7,119
\$ per Capita	\$84
Eligible Amount	\$598,494



Township of West Lincoln
Service Standard Calculation Sheet

Service: Library Services - Facilities
Unit Measure: sq.ft. of building area

Description	2009	2010	2011	2012	2013	2014	2015	2016	2017	2018	2019	2020	2021	2022	2023	2024 Bld'g Value (\$/sq.ft.)	Value/sq.ft. with land, site works, etc.
Smithville Branch	2,600	2,600	2,600	2,600	2,600	2,600	2,600	2,600	2,600	13,099	13,099	13,099	13,099	13,099	13,099	\$600	\$600
Caistor Library Branch	3,252	3,252	3,252	3,252	3,252	3,252	3,252	3,252	3,252	3,252	3,252	3,252	3,252	3,252	3,252	\$500	\$796
Wellandport Library Branch	1,000	1,000	1,000	1,000	1,000	1,000	1,000	1,000	1,000	3,000	3,000	3,000	3,000	3,000	3,000	\$600	\$746
Total	6,852	6,852	6,852	6,852	6,852	6,852	6,852	6,852	6,852	19,351	19,351	19,351	19,351	19,351	19,351		

Population	13,534	13,652	13,837	13,959	14,001	14,133	14,253	14,500	14,796	14,996	15,092	15,242	15,453	15,581	15,645
Per Capita Standard	0.51	0.50	0.50	0.49	0.49	0.48	0.48	0.47	0.46	1.29	1.28	1.27	1.25	1.24	1.24

15 Year Average	2009 to 2023
Quantity Standard	0.7972
Quality Standard	\$677
Service Standard	\$540

D.C. Amount (before deductions)	10 Year
Forecast Population	7,119
\$ per Capita	\$540
Eligible Amount	\$3,842,907



Township of West Lincoln
Service Standard Calculation Sheet

Service: Library Services - Collection Materials
Unit Measure: No. of library collection items

Description	2009	2010	2011	2012	2013	2014	2015	2016	2017	2018	2019	2020	2021	2022	2023	2024 Value (\$/item)
Books	52,842	52,842	52,842	50,558	52,000	44,088	45,780	41,389	38,612	38,612	33,701	35,154	38,612	36,604	37,956	\$40
References	121	121	121	125	130	314	398	260	260	260	-	-	-	-	-	\$40
Periodicals	91	91	91	102	103	68	74	68	64	64	48	42	59	41	41	\$220
Overdrive Subscription* - E-Books, E-Audio, E-Magazine	-	-	1	1	1	1	1	1	1	1	1	1	1	1	1	\$58,000
Electronic Media	295	295	295	2,010	2,400	3,939	4,301	4,180	4,368	4,368	4,465	4,769	5,416	5,176	5,219	\$60
3D Printer	-	-	-	-	-	-	-	-	-	-	-	-	-	1	1	\$3,400
Database subscriptions	32	27	13	13	18	18	18	-	-	-	-	1	1	1	1	\$430
WiFi Hotspot Lending	-	-	-	-	-	-	-	-	-	-	-	-	4	4	4	\$225
Virtual Reality Headsets	-	-	-	-	-	-	-	-	-	-	-	1	1	1	2	\$475
Nintendo Switch	-	-	-	-	-	-	-	-	-	-	-	-	-	-	1	\$450
Internet Access Stations	16	16	16	16	16	11	11	11	11	11	14	14	14	14	14	\$1,500
Catalogue Access Points (OPAC search)	2	2	2	2	2	-	-	-	1	4	4	5	5	5	5	\$1,880
Cricut	-	-	-	-	-	-	-	-	-	-	-	-	-	3	3	\$525
Sewing Machine	-	-	-	-	-	-	-	-	-	-	-	-	-	1	1	\$390
Embroidery Machine	-	-	-	-	-	-	-	-	-	-	-	-	-	1	1	\$660
Public Access Laptops	-	-	-	-	-	2	2	7	7	6	6	6	10	15	16	\$600
Vinyl Converter	-	-	-	-	-	-	-	-	-	1	1	1	1	1	1	\$150
Public access tablets	-	-	-	-	-	-	-	-	2	2	2	2	2	2	2	\$550
Children's Computers	-	-	-	-	-	-	-	-	-	1	2	2	2	2	2	\$3,590
Conference Room Equipment - Owl	-	-	-	-	-	-	-	-	-	-	-	-	-	-	1	\$1,620
Robotics Equipment - Sphero, Mindstorm, Ozobots, LittleBits	-	-	-	-	-	-	-	5	8	8	8	8	9	9	9	\$265
Total	53,399	53,394	53,381	52,827	54,670	48,441	50,585	45,921	43,334	43,338	38,252	40,006	44,137	41,882	43,281	

Population	13,534	13,652	13,837	13,959	14,001	14,133	14,253	14,500	14,796	14,996	15,092	15,242	15,453	15,581	15,645
Per Capita Standard	3.95	3.91	3.86	3.78	3.90	3.43	3.55	3.17	2.93	2.89	2.53	2.62	2.86	2.69	2.77

15 Year Average	2009 to 2023
Quantity Standard	3.2557
Quality Standard	\$44
Service Standard	\$142

D.C. Amount (before deductions)	10 Year
Forecast Population	7,119
\$ per Capita	\$142
Eligible Amount	\$1,008,264



Appendix C

Long-Term Capital and Operating Cost Examination



Appendix C: Long-Term Capital and Operating Cost Examination

Township of West Lincoln

Annual Capital and Operating Cost Impact

As a requirement of the *Development Charges Act, 1997*, as amended, under subsection 10 (2) (c), an analysis must be undertaken to assess the long-term capital and operating cost impacts for the capital infrastructure projects identified within the development charge. As part of this analysis, it was deemed necessary to isolate the incremental operating expenditures directly associated with these capital projects, factor in cost savings attributable to economies of scale or cost sharing where applicable and prorate the cost on a per unit basis (i.e., sq.ft. of building space, per vehicle, etc.). This was undertaken through a review of the Township's approved 2022 Financial Information Return (F.I.R.).

In addition to the operational impacts, over time the initial capital projects will require replacement. This replacement of capital is often referred to as lifecycle cost. By definition, lifecycle costs are all the costs which are incurred during the life of a physical asset, from the time its acquisition is first considered, to the time it is taken out of service for disposal or redeployment. The method selected for lifecycle costing is the sinking fund method which provides that money will be contributed annually and invested, so that those funds will grow over time to equal the amount required for future replacement. The following factors were utilized to calculate the annual replacement cost of the capital projects (annual contribution = factor X capital asset cost) and are based on an annual growth rate of 2% (net of inflation) over the average useful life of the asset:



Table C-1
Township of West Lincoln
Lifecycle Cost Factors and Average Useful Lives

Asset	Lifecycle Cost Factors	
	Average Useful Life	Factor
Water and Wastewater Infrastructure	80	0.005160705
Facilities	50	0.01182321
Services Related to a Highway	50	0.01182321
Parkland Development	40	0.016555748
Vehicles	15	0.057825472
Small Equipment & Gear	10	0.091326528
Library Materials	10	0.091326528

Table C-2 depicts the annual operating impact resulting from the proposed gross capital projects at the time they are all in place. It is important to note that, while Township program expenditures will increase with growth in population, the costs associated with the new infrastructure (i.e., facilities) would be delayed until the time these works are in place.



Table C-2
Township of West Lincoln
Operating and Capital Expenditure Impacts for Future Capital Expenditures

SERVICE/CLASS OF SERVICE	GROSS COST LESS BENEFIT TO EXISTING	ANNUAL LIFECYCLE EXPENDITURES	ANNUAL OPERATING EXPENDITURES	TOTAL ANNUAL EXPENDITURES
1. Wastewater Services				
1.1 Sewers	44,915,373	1,300,153	2,931,436	4,231,589
2. Water Services				
2.1 Treatment, storage and distribution systems	2,217,607	76,485	2,610,272	2,686,757
3. Services Related to a Highway				
3.1 Roads and Related	151,929,901	3,248,171	4,847,869	8,096,040
3.2 Public Works Facilities and Fleet	10,940,000	587,794	349,080	936,874
4. Fire Protection Services				
4.1 Fire facilities, vehicles & equipment	8,801,298	401,253	541,066	942,319
5. Parks and Recreation Services				
5.1 Park development, amenities, trails, facilities, vehicles, and equipment	19,793,880	479,429	1,092,073	1,571,502
6. Library Services				
6.1 Library facilities, materials and vehicles	2,940,605	103,500	332,002	435,502
7. Stormwater Services				
7.1 Stormwater	61,510	-	-	-
Total	241,600,174	6,196,785	12,703,798	18,900,583



Appendix D

D.C. Reserve Fund Policy



Appendix D: D.C. Reserve Fund Policy

D.1 Legislative Requirements

The *Development Charges Act, 1997*, as amended (D.C.A.) requires development charge (D.C.) collections (and associated interest) to be placed in separate reserve funds. Sections 33 through 36 of the D.C.A. provide the following regarding reserve fund establishment and use:

- A municipality shall establish a reserve fund for each service to which the D.C. by-law relates; subsection 7 (1), however, allows services to be grouped into categories of services for reserve fund (and credit) purposes and for classes of services to be established.
- The municipality shall pay each D.C. it collects into a reserve fund or funds to which the charge relates.
- The money in a reserve fund shall be spent only for the “capital costs” determined through the legislated calculation process (as per subsection 5 (1) 2 to 8).
- Money may be borrowed from the fund but must be paid back with interest (O. Reg. 82/98, subsection 11 (1) defines this as Bank of Canada rate either on the day the by-law comes into force or, if specified in the by-law, the first business day of each quarter).
- D.C. reserve funds may not be consolidated with other municipal reserve funds for investment purposes and may only be used as an interim financing source for capital undertakings for which D.C.s may be spent (section 37).

Annually, the Treasurer of the municipality is required to provide Council with a financial statement related to the D.C. by-law(s) and reserve funds. This statement must be made available to the public and may be requested to be forwarded to the Minister of Municipal Affairs and Housing.

Subsection 43 (2) and O. Reg. 82/98 prescribe the information that must be included in the Treasurer’s statement, as follows:

- opening balance;
- closing balance;



- description of each service and/or service category for which the reserve fund was established (including a list of services within a service category);
- transactions for the year (e.g. collections, draws) including each asset's capital costs to be funded from the D.C. reserve fund and the manner for funding the capital costs not funded under the D.C. by-law (i.e. non-D.C. recoverable cost share and post-period D.C. recoverable cost share);
- for projects financed by D.C.s, the amount spent on the project from the D.C. reserve fund and the amount and source of any other monies spent on the project;
- amounts borrowed, purpose of the borrowing, and interest accrued during previous year;
- amount and source of money used by the municipality to repay municipal obligations to the D.C. reserve fund;
- list of credits by service or service category (outstanding at the beginning of the year, given in the year, and outstanding at the end of the year by the holder);
- for credits granted under section 14 of the previous D.C.A., a schedule identifying the value of credits recognized by the municipality, the service to which it applies and the source of funding used to finance the credit; and
- a statement as to compliance with subsection 59 (1) of the D.C.A., whereby the municipality shall not impose, directly or indirectly, a charge related to a development or a requirement to construct a service related to development, except as permitted by the D.C.A. or another Act.

Recent changes arising from Bill 109 (*More Homes for Everyone Act, 2022*) provide that the Council shall make the statement available to the public by posting the statement on the website or, if there is no such website, in the municipal office. In addition, Bill 109 introduced the following requirements which shall be included in the treasurer's statement.

- For each service for which a development charge is collected during the year
 - whether, as of the end of the year, the municipality expects to incur the amount of capital costs that were estimated, in the relevant development charge background study, to be incurred during the term of the applicable development charge by-law, and
 - if the answer to subparagraph i is no, the amount the municipality now expects to incur and a statement as to why this amount is expected;



- For any service for which a development charge was collected during the year but in respect of which no money from a reserve fund was spent during the year, a statement as to why there was no spending during the year.

Additionally, as per subsection 35 (3) of the D.C.A.:

35(3) If a service is prescribed for the purposes of this subsection, beginning in the first calendar year that commences after the service is prescribed and in each calendar year thereafter, a municipality shall spend or allocate at least 60 per cent of the monies that are in a reserve fund for the prescribed service at the beginning of the year.

The services currently prescribed are water, wastewater, and services related to a highway. Therefore, as of 2023, a municipality shall spend or allocate at least 60 percent of the monies in the reserve fund at the beginning of the year. There are generally two (2) ways in which a municipality may approach this requirement:

- a) Include a schedule as part of the annual treasurer's statement; or
- b) Incorporate the information into the annual budgeting process.

Based upon the above, Figure 1 and Attachments 1 and 2, set out the format for which annual reporting to Council should be provided. Attachment 3 provides for the schedule for allocating reserve fund balances to projects.

D.2 D.C. Reserve Fund Application

Section 35 of the D.C.A. states that:

“The money in a reserve fund established for a service may be spent only for capital costs determined under paragraphs 2 to 7 of subsection 5 (1).”

This provision clearly establishes that reserve funds collected for a specific service are only to be used for that service, or to be used as a source of interim financing of capital undertakings for which a D.C. may be spent.



Figure D-1
Township of West Lincoln
Annual Treasurer's Statement of Development Charge Reserve Funds

Description	Services to which the Development Charge Relates							Total
	Services Related to a Highway	Water Services	Wastewater Services	Stormwater Services	Fire Protection Services	Parks and Recreation Services	Library Services	
Opening Balance, January 1, _____								0
<u>Plus:</u>								
Development Charge Collections								0
Accrued Interest								0
Repayment of Monies Borrowed from Fund and Associated Interest ¹								0
Sub-Total	0	0	0		0	0	0	0
<u>Less:</u>								
Amount Transferred to Capital (or Other) Funds ²								0
Amounts Refunded								0
Amounts Loaned to Other D.C. Service Category for Interim Financing								0
Credits ³								0
Sub-Total	0	0	0		0	0	0	0
Closing Balance, December 31, _____	0	0	0		0	0	0	0

¹ Source of funds used to repay the D.C. reserve fund

² See Attachment 1 for details

³ See Attachment 2 for details

The Municipality is compliant with s.s. 59.1 (1) of the *Development Charges Act*, whereby charges are not directly or indirectly imposed on development nor has a requirement to construct a service related to development been imposed, except as permitted by the *Development Charges Act* or another Act.



Figure D-2a
Township of West Lincoln
Attachment 1
Annual Treasurer's Statement of Development Charge Reserve Funds
Amount Transferred to Capital (or Other) Funds – Capital Fund Transactions

Capital Fund Transactions	Gross Capital Cost	D.C. Recoverable Cost Share					Non-D.C. Recoverable Cost Share				
		D.C. Forecast Period			Post D.C. Forecast Period						
		D.C. Reserve Fund Draw	D.C. Debt Financing	Grants, Subsidies Other Contributions	Post-Period Benefit/ Capacity Interim Financing	Grants, Subsidies Other Contributions	Other Reserve/Reserve Fund Draws	Tax Supported Operating Fund Contributions	Rate Supported Operating Fund Contributions	Debt Financing	Grants, Subsidies Other Contributions
Services Related to a Highway											
Capital Cost A											
Capital Cost B											
Capital Cost C											
Sub-Total - Services Related to Highways	\$0	\$0	\$0	\$0	\$0	\$0	\$0	\$0	\$0	\$0	\$0
Water Services											
Capital Cost D											
Capital Cost E											
Capital Cost F											
Sub-Total - Water	\$0	\$0	\$0	\$0	\$0	\$0	\$0	\$0	\$0	\$0	\$0
Wastewater Services											
Capital Cost G											
Capital Cost H											
Capital Cost I											
Sub-Total - Wastewater	\$0	\$0	\$0	\$0	\$0	\$0	\$0	\$0	\$0	\$0	\$0



Figure D-2b
Township of West Lincoln
Attachment 1
Annual Treasurer's Statement of Development Charge Reserve Funds
Amount Transferred to Capital (or Other) Funds – Operating Fund Transactions

Operating Fund Transactions	Annual Debt Repayment Amount	D.C. Reserve Fund Draw		Post D.C. Forecast Period			Non-D.C. Recoverable Cost Share		
		Principal	Interest	Principal	Interest	Source	Principal	Interest	Source
<u>Services Related to a Highway</u>									
Capital Cost J									
Capital Cost K									
Capital Cost L									
Sub-Total - Services Related to a Highway	\$0	\$0	\$0	\$0	\$0		\$0	\$0	
<u>Water Services</u>									
Capital Cost M									
Capital Cost N									
Capital Cost O									
Sub-Total - Water	\$0	\$0	\$0	\$0	\$0		\$0	\$0	
<u>Wastewater Services</u>									
Capital Cost P									
Capital Cost Q									
Capital Cost R									
Sub-Total - Wastewater	\$0	\$0	\$0	\$0	\$0		\$0	\$0	



Figure D-3
Township of West Lincoln
Attachment 2
Annual Treasurer's Statement of Development Charge Reserve Funds
Statement of Credit Holder Transactions

Credit Holder	Applicable D.C. Reserve Fund	Credit Balance Outstanding Beginning of Year _____	Additional Credits Granted During Year	Credits Used by Holder During Year	Credit Balance Outstanding End of Year _____
Credit Holder A					
Credit Holder B					
Credit Holder C					
Credit Holder D					
Credit Holder E					
Credit Holder F					



Figure D-4
Township of West Lincoln
Attachment 3
Annual Treasurer's Statement of Development Charge Reserve Funds
Statement of Reserve Fund Balance Allocations

Service:	Water
Balance in Reserve Fund at Beginning of Year:	
60% of Balance to be Allocated (at a minimum):	

Projects to Which Funds Will be Allocated

Project Description	Project Number	Total Growth-related Capital Cost Remaining to be Funded	Share of Growth-related Cost Allocated to Date	Share of Growth-related Cost Allocated - Current Year
Total		\$0	\$0	\$0

Service:	Wastewater
Balance in Reserve Fund at Beginning of Year:	
60% of Balance to be Allocated (at a minimum):	

Projects to Which Funds Will be Allocated

Project Description	Project Number	Total Growth-related Capital Cost Remaining to be Funded	Share of Growth-related Cost Allocated to Date	Share of Growth-related Cost Allocated - Current Year
Total		\$0	\$0	\$0

Service:	Services Related to a Highway
Balance in Reserve Fund at Beginning of Year:	
60% of Balance to be Allocated (at a minimum):	

Projects to Which Funds Will be Allocated

Project Description	Project Number	Total Growth-related Capital Cost Remaining to be Funded	Share of Growth-related Cost Allocated to Date	Share of Growth-related Cost Allocated - Current Year
Total		\$0	\$0	\$0



Appendix E

Local Service Policy



Appendix E: Local Service Policy

Township of West Lincoln

Recommended General Policy Guidelines on Development Charge and Local Service Funding for Road-related, Stormwater Management, Parkland Development, Water, and Sanitary Sewer Works

The following guidelines set out in general terms the size and nature of engineered infrastructure that is included in the study as a development charge project versus infrastructure that is considered as a local service, to be emplaced separately by landowners, pursuant to a development agreement.

The following policy guidelines are general principles by which staff will be guided in considering development applications. Each application, however, will be considered on its own merits having regard to, among other factors, the nature, type and location of the development and any existing and proposed development in the surrounding area, these policy guidelines, the location and type of services required and their relationship to the proposed development and to existing and proposed development in the area, and subsection 59 (2) of the *Development Charges Act (D.C.A.), 1997*.

SERVICES RELATED TO A HIGHWAY

A highway and services related to a highway are intended for the transportation of people and goods via many different modes including, but not limited to passenger automobiles, commercial vehicles, transit vehicles, bicycles and pedestrians. The highway shall consist of all land and associated infrastructure built to support (or service) this movement of people and goods regardless of the mode of transportation employed, thereby achieving a complete street. A complete street is the concept whereby a highway is planned, designed, operated and maintained to enable pedestrians, cyclists, public transit users and motorists to safely and comfortably be moved, thereby allowing for the efficient movement of persons and goods.

The associated infrastructure to achieve this concept shall include, but is not limited to: road pavement structure and curbs; grade separation/bridge structures (for any vehicles, railways and/or pedestrians); grading, drainage and retaining wall features; culvert structures; storm water drainage systems; utilities; traffic control systems; signage; gateway features; street furniture; active transportation facilities (e.g.,



sidewalks, bike lanes, multi-use trails which interconnect the transportation network, etc.); transit lanes & lay-bys; roadway illumination systems; boulevard and median surfaces (e.g., sod & topsoil, paving, etc.); street trees and landscaping; parking lanes & lay-bys; (excluding on-street parking in the downtown) and driveway entrances; noise attenuation systems; railings and safety barriers.

For the purposes of interpreting this section, the following definitions will be used:

Arterial roads are intended to carry medium to large volumes of all types of traffic moving at medium speeds. These roads serve the major traffic flows between the principal areas of traffic generation. Right-of-way widths shall be 25 metres.

Collector roads are designed for the movement of light to moderate volumes of local traffic, at moderate speeds, to arterial roads or for the distribution of traffic to local roads. Right-of-way widths shall be 22 metres.

Local roads are designed to accommodate low volumes of traffic traveling at low speeds. They provide primarily for land access to abutting properties and shall be designed to discourage the movement of through traffic. Right-of-way widths shall be 20 metres.

1. Roads (including Structures)

- I. New collector roads internal to a development are a direct developer responsibility through local service provisions (section 59 of D.C.A.), unless identified as a DC project.
- II. New, widened, extended or upgraded, arterial and collector roads external to a development are considered to be development charge projects.
- III. New collector roads external to a development, but primarily acting as a connection serving a development, are a direct developer responsibility through local service provisions (section 59 of D.C.A.).
- IV. New local roads internal to a development are a direct developer responsibility through local service provisions (section 59 of D.C.A.).



- V. Widened, extended or upgraded local roads external to a development, but primarily acting as a connection servicing a development, are a direct developer responsibility through local service provisions (section 59 of D.C.A.).

2. Traffic Control Systems, Signals and Intersection Improvements

- I. On new arterial roads and for arterial road improvements, unrelated to a specific development: included as part of road costing funded through development charges.
- II. On non-arterial roads, or for any private site entrances or entrances to a specific development: a direct developer responsibility through local service provisions (section 59 of D.C.A.).
- III. On arterial, collector or local road intersections with Regional roads: a Regional responsibility included in Regional development charges.
- IV. Intersection improvements, new or modified signalization, signal timing & optimization plans, area traffic studies for highways attributed to growth and unrelated to a specific development are included in D.C. calculation as permitted under subsection 5 (1) of the D.C.A.

3. Streetlights

- I. Streetlights on new arterial roads and for arterial road improvements: considered part of the complete street and included as part of the road costing funded through development charges or in exceptional circumstances, may be a direct developer responsibility through local service provisions (section 59 of D.C.A.).
- II. Streetlights on new non-arterial roads internal to development: considered part of the complete street and included as a direct developer responsibility through local service provisions (section 59 of D.C.A.).
- III. Streetlights on new non-arterial roads external to development, needed to support a specific development or required to link with the area to which the plan relates: considered part of the complete street and included as a direct developer responsibility through local service provisions (section 59 of D.C.A.).



- IV. Streetlights on new, widened, extended or upgraded non-arterial roads external to a development are considered to be development charge projects.

4. Transportation Related Pedestrian and Cycling Facilities

- I. Sidewalks, multi-use trails, cycle tracks, and bike lanes, inclusive of all required infrastructure, located within arterial roads and Regional roads: considered part of the complete street and included in D.C.s, or, in exceptional circumstances, may be direct developer responsibility through local service provisions (section 59 of D.C.A.).
- II. Sidewalks, multi-use trails, cycle tracks, and bike lanes, inclusive of all required infrastructure, located within or linking to non-arterial road corridors internal to development: considered part of the complete street and is a direct developer responsibility through local service provisions (section 59 of D.C.A.).
- III. Other sidewalks, multi-use trails, cycle tracks, and bike lanes, inclusive of all required infrastructure, located within non-arterial road corridors external to development and needed to support a specific development or required to link with the area to which the plan relates: direct developer responsibility through local service provisions (section 59 of D.C.A.).
- IV. Multi-use trails (not associated with a road) and pedestrian bridges, inclusive of all land and required infrastructure, that go beyond the function of a (parkland) recreational trail and form part of the municipality's active transportation network for cycling and/or walking that are external to development: included in D.C.s.
- V. Multi-use trails (not associated with a road), inclusive of all land and required infrastructure, that go beyond the function of a (parkland) recreational trail and form part of the municipality's active transportation network for cycling and/or walking that are internal to development: direct developer responsibility through local service provisions (section 59 of D.C.A.).

5. Transit Lanes and Lay-bys

- I. Transit lanes and lay-bys located within municipal arterial and regional road corridors: considered part of the complete street and included in development charges.



- II. Transit lanes and lay-bys located within non-arterial road corridors internal to development: considered part of the complete street and direct developer responsibility through local service provisions (section 59 of D.C.A.).
- III. Transit lanes and lay-bys located within non-arterial road corridors external to development and needed to support a specific development or required to link with the area to which the plan relates: direct developer responsibility through local service provisions (section 59 of D.C.A.).

6. Transit Bus Stops and Amenities

- I. Transit bus stops and amenities internal to development: direct developer responsibility through local service provisions (section 59 of D.C.A.).
- II. Transit bus stops and amenities on arterial roads: included in the Region's Transit D.C.s consistent with D.C.A., subsection 5 (1).

7. Noise Abatement Measures

- I. Noise abatement measure internal and external to a development where it is related to, or a requirement of a specific development: direct developer responsibility through local service provisions (section 59 of D.C.A.).
- II. Noise abatement measures on new arterial roads and arterial road improvements abutting an existing community and unrelated to a specific development: included as part of the road costing funded through development charges.

LAND ACQUISITION FOR ROADS

8. Road Allowances

- I. Land acquisition for arterial or collector roads, to the widths required according to the approved engineering standards, is primarily provided by dedications under the *Planning Act*. In areas where limited or no development is anticipated, and direct dedication is unlikely, the land acquisition is considered to be part of the capital cost of the related development charge project.



9. Grade Separations

- I. Land acquisition for Grade Separations (beyond normal dedication requirements) is considered to be part of the capital cost of the related development charge project.

PARKLAND DEVELOPMENT

10. Parkland

- I. Parkland development: direct developer responsibility to provide at base condition, as defined in the Township's Parks Standards, as a local service provision (section 59 of D.C.A.).
- II. Program facilities, amenities, and furniture within the parkland are included in development charges.

11. Landscape Buffer Blocks, Landscape Features, Cul-de-sac Islands, Berms, Grade Transition Areas, Walkway Connections to Adjacent Arterial Roads, Open Space, Etc.

- I. The cost of developing all landscape buffer blocks, landscape features, cul-de-sac islands, berms, grade transition areas, walkway connections to adjacent arterial and collector roads, open space and other remnant pieces of land conveyed to the municipality shall be a direct developer responsibility as a local service provision (section 59 of D.C.A.). Such costs include but are not limited to:
 - pre-grading, sodding or seeding, supply and installation of topsoil, (to the municipality's required depth), landscape features, perimeter fencing and amenities and all planting.
 - Perimeter fencing to the municipal standard located on the public property side of the property line to adjacent land uses (such as but not limited to arterial roads) as directed by the municipality.



WATER

12. Watermains

- I. Watermains internal to the development are considered to be a local service unless the Township requests a watermain be oversized, in which case the oversizing is a development charge project.
- II. External watermains of any size required by a development to connect to an existing local trunk main are considered to be the developer's local service responsibility.
- III. Watermains of any size required to connect a development charge eligible pumping station or reservoir to the supply network are considered to be development charge projects.
- IV. Providing new underground services or upgrading existing underground services external to the development if the services are required to service the development, and if the pipe sizes do not exceed 300 mm, are considered to be the developer's local service responsibility.

13. Fire Protection Reservoirs

- I. New or expanded fire protection reservoirs required for a development are a direct developer responsibility.

WASTEWATER

14. Sanitary Sewers

- I. Sanitary Sewers internal to the development are considered to be a local service, unless the Township requests a sewer be oversized, in which case the oversizing is a development charge project.
- II. Sanitary Sewers of any size required by a development to connect to an existing local trunk main are considered to be the developer's responsibility.
- III. Providing new underground services or upgrading existing underground services external to the development if the services are required to service the



development are considered to be the developer's local service responsibility, unless identified as a DC project.

15. Pumping Stations

- I. New or expanded pumping stations internal or external to a development, that are fed by sanitary sewers and service more than one development may be considered a cost sharing item between those developments or included in the D.C. to the extent permitted by the D.C.A.
- II. New or expanded private pumping stations fed by sanitary sewers that do not qualify as a development charge project are the responsibility of the developer.
- III. Where required, land acquisition for Pumping Stations that are development charges projects, to the size required by the design of the facility, is to be provided by the developer as part of the development approval process. The market value of the land is considered to be part of the capital cost of the related development charge project.

STORMWATER MANAGEMENT

16. Stormwater Management Facilities

- I. The cost of all local stormwater management facilities internal to a development including all associated features such as landscaping and fencing, are considered to be a local service under the D.C.A.
- II. Local stormwater management facilities would typically include:
 - Stormwater management facilities servicing local drainage areas;
 - Storm sewer oversizing associated with local drainage areas; and
 - New storm sewer works or upgrading existing storm sewer works external to the development required to support the development.
- III. Erosion works, inclusive of all restoration requirements, related to a development application: direct developer responsibility through local service provisions (section 59 of D.C.A.).



- IV. Storm sewer systems and drainage works that are required for a specific development, either internal or external to the area to which the plan relates: direct developer responsibility through local service provisions (section 59 of D.C.A.).



Appendix F

Asset Management Plan



Appendix F: Asset Management Plan

The recent changes to the *Development Charges Act, 1997*, as amended (D.C.A.) (new subsection 10 (2) (c.2)) require that the background study must include an asset management plan (A.M.P.) related to new infrastructure. Section 10 (3) of the D.C.A. provides:

“The asset management plan shall,

- (a) deal with all assets whose capital costs are proposed to be funded under the development charge by-law;
- (b) demonstrate that all the assets mentioned in clause (a) are financially sustainable over their full life cycle;
- (c) contain any other information that is prescribed; and
- (d) be prepared in the prescribed manner.”

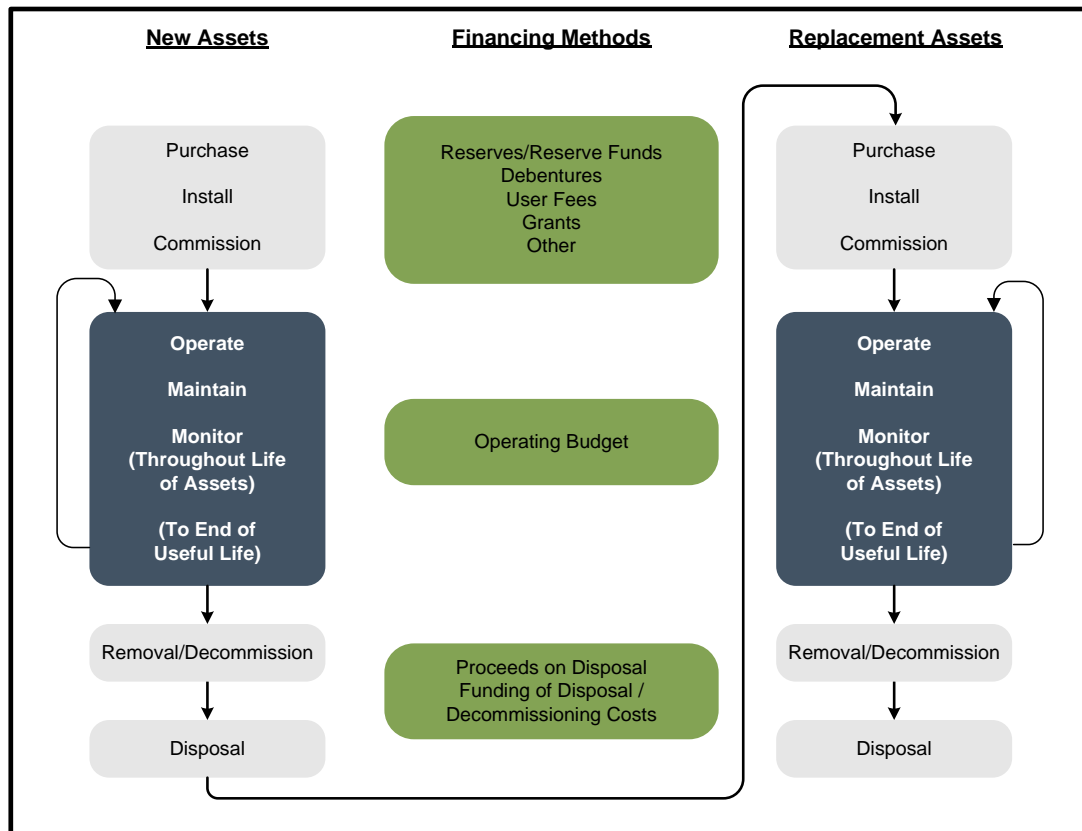
In regard to the above, section 8 of the regulations was amended to include subsections (2), (3), and (4) which set out specific detailed requirements for transit (only). For all services except transit, there are no prescribed requirements at this time, thus requiring the municipality to define the approach to include in the background study.

At a broad level, the A.M.P. provides for the long-term investment in an asset over its entire useful life along with the funding. The schematic below identifies the costs for an asset throughout its entire lifecycle. For growth-related works, the majority of capital costs will be funded by the D.C. Non-growth-related expenditures will then be funded from non-D.C. revenues as noted below. During the useful life of the asset, there will be minor maintenance costs to extend the life of the asset along with additional program-related expenditures to provide the full services to the residents. At the end of the life of the asset, it will be replaced by non-D.C. financing sources.

It should be noted that with the recent passing of the *Infrastructure for Jobs and Prosperity Act* (I.J.P.A.) municipalities are now required to complete A.M.P.s, based on certain criteria, which are to be completed by 2022 for core municipal services and 2024 for all other services. The amendments to the D.C.A. do not require municipalities to complete these A.M.P.s (required under I.J.P.A.) for the D.C. background study, rather



the D.C.A. requires that the D.C. background study include information to show the assets to be funded by the D.C. are sustainable over their full lifecycle.



In 2012, the Province developed Building Together: Guide for municipal asset management plans which outlines the key elements for an A.M.P., as follows:

State of local infrastructure: asset types, quantities, age, condition, financial accounting valuation and replacement cost valuation.

Desired levels of service: defines levels of service through performance measures and discusses any external trends or issues that may affect expected levels of service or the municipality's ability to meet them (for example, new accessibility standards, climate change impacts).

Asset management strategy: the asset management strategy is the set of planned actions that will seek to generate the desired levels of service in a sustainable way, while managing risk, at the lowest lifecycle cost.



Financing strategy: having a financial plan is critical for putting an A.M.P. into action. By having a strong financial plan, municipalities can also demonstrate that they have made a concerted effort to integrate the A.M.P. with financial planning and municipal budgeting and are making full use of all available infrastructure financing tools.

Commensurate with the above, the Township prepared an A.M.P. in 2021 for its existing assets; however, it did not take into account future growth-related assets for all services included in the D.C. calculations. As a result, the asset management requirement for the D.C. must be undertaken in the absence of this information.

In recognition to the schematic above, the following table (presented in 2024 \$) has been developed to provide the annualized expenditures and revenues associated with new growth. Note that the D.C.A. does not require an analysis of the non-D.C. capital needs or their associated operating costs so these are omitted from the table below. As well, as all capital costs included in the D.C.-eligible capital costs are not included in the Township's A.M.P.s, the present infrastructure gap and associated funding plan have not been considered at this time. Hence the following does not represent a fiscal impact assessment (including future tax/rate increases) but provides insight into the potential affordability of the new assets:

1. The non-D.C. recoverable portion of the projects that will require financing from municipal financial resources (i.e., taxation, rates, fees, etc.). This amount has been presented on an annual debt charge amount based on 20-year financing.
2. Lifecycle costs for the 2024 D.C. capital works have been presented based on a sinking fund basis. The assets have been considered over their estimated useful lives.
3. Incremental operating costs for the D.C. services (only) have been included.
4. The resultant total annualized expenditures are approximately \$22.4 million.
5. Consideration was given to the potential new taxation and user fee revenues which will be generated as a result of new growth. These revenues will be available to finance the expenditures above. The new operating revenues are approximately \$6.6 million. This amount, totaled with the existing operating revenues of approximately \$20.4 million, provides annual revenues of approximately \$26.9 million by the end of the period.



6. In consideration of the above, the capital plan is deemed to be financially sustainable.

Township of West Lincoln
Asset Management – Future Expenditures and Associated Revenues
2024\$

	2051 (Total)
Expenditures (Annualized)	
Annual Debt Payment on Non-Growth Related Capital ¹	3,146,760
Annual Debt Payment on Post Period Capital ²	360,219
Annual Lifecycle	\$6,196,785
Incremental Operating Costs (for D.C. Services)	\$12,703,798
Total Expenditures	\$22,407,562
Revenue (Annualized)	
Total Existing Revenue ³	\$20,384,229
Incremental Tax and Non-Tax Revenue (User Fees, Fines, Licences, etc.)	\$6,570,497
Total Revenues	\$26,954,726

¹ Non-Growth Related component of Projects

² Interim Debt Financing for Post Period Benefit

³ As per Sch. 10 of FIR



Appendix G

Proposed Development Charges By-law



Appendix G: Proposed Development Charges By-law

THE CORPORATION OF THE TOWNSHIP OF WEST LINCOLN

BY-LAW _____

A BY-LAW FOR THE IMPOSITION OF DEVELOPMENT CHARGES

WHEREAS the Township of West Lincoln will experience growth through development and re-development;

AND WHEREAS Council desires to ensure that the capital cost of meeting growth-related demands for or burden on municipal services does not place an excessive financial burden on the Township of West Lincoln or its existing taxpayers while at the same time ensuring new taxpayers contribute no more than the net capital cost attributable to providing the current level of municipal services;

AND WHEREAS the *Development Charges Act, 1997* (the "Act") provides that the council of a municipality may by by-law impose development charges against land to pay for increased capital costs required because of increased needs for services;

AND WHEREAS a Development Charges Background Study dated May 13, 2024, has been completed in accordance with the Act;

AND WHEREAS the Council of The Corporation of the Township of West Lincoln has given notice of and held a public meeting on May 27, 2024 in accordance with the Act and the regulations thereto;

NOW THEREFORE THE COUNCIL OF THE CORPORATION OF THE TOWNSHIP OF WEST LINCOLN ENACTS AS FOLLOWS:

1. INTERPRETATION

1.1 In this By-law the following items shall have the corresponding meanings:

“**Act**” means the *Development Charges Act*, as amended, or any successor thereof;



“Accessory use” means a use of land, building, or structures, which is incidental and subordinate to the principal use of the lands, buildings or structures;

“Affordable Residential Unit” means a Dwelling Unit that meets the criteria set out in subsection 4.1 (2) or 4.1(3) of the Act.

“Agricultural use” means use or intended use for bona fide farming purposes where the proposed development will qualify as a farm business operating with a valid Farm Business Registration Number issued by the Ontario Ministry of Agriculture, Food and Rural Affairs;

- (a) including (but not limited to):
 - (i) barns, silos, and implement/agricultural storage buildings;
 - (ii) cultivation of crops, whether on open land or in greenhouses, including (but not limited to) fruit, vegetables, herbs, grains, field crops, sod, trees, shrubs, flowers, and ornamental plants;
 - (iii) agricultural raising of animals, including (but not limited to) cattle, horses, pigs, poultry, livestock, fish;
 - (iv) animal husbandry, dairying, equestrian activities, horticulture, fallowing, pasturing, and market gardening; and
 - (v) bunk houses.
- (b) but excluding:
 - (i) retail sales activities; including but not limited to restaurants, banquet facilities, hospitality facilities and gift shops;
 - (ii) services related to grooming, boarding or breeding of household pets;
 - (iii) marijuana growing (including the greenhouse), processing, or production facilities; and
 - (iv) residential buildings.



“Apartment unit” means any residential unit within a building containing more than four dwelling units where the units are connected by an interior corridor but does not include a special care/special need dwelling unit/room or, dormitories;

“Attainable Residential Unit” means a Dwelling Unit that meets the criteria set out in subsection 4.1(4) of the Act.

“Back-to-back townhouse dwelling” means a building containing more than two dwelling units separated vertically by a common wall, including a rear common wall that do not have rear yards;

“Bedroom” means a habitable room larger than eight square metres, including a den, study, or other similar area, but does not include a living room, dining room, kitchen or bathroom;

“Board of Education” has the same meaning as set out in the *Education Act*, R.S.O. 1990, Chap. E.2, as amended, or any successor thereof;

“Building Code Act” means the *Building Code Act*, S.O. 1992, as amended, or any successor thereof;

“Bunk house” means a building accessory to a permitted agricultural use containing kitchen and bathroom facilities and sleeping accommodation in individual or combination rooms for seasonal workers directly employed by the permitted use;

“Calculation date” means the date on which the first building permit is issued by the Township;

“Capital cost” shall have the same meaning as described in Section 5 of the *Development Charges Act, 1997*, as amended.

“Class” means a grouping of services combined to create a single service for the purposes of this By-law and as provided in Section 7 of the *Development Charges Act*.

“Commercial” means any use of land, structures or buildings for the purposes of buying or selling commodities and services, but does not include industrial, institutional or agricultural uses as defined herein, but does include hotels,



motels, motor inns and boarding, lodging and rooming houses, and self-storage facilities;

“Council” means the Council of the Township of West Lincoln;

“Development” means the construction, erection or placing of one or more buildings or structures on land or the making of an addition or alteration to a building or structure that the effect of increasing the size of usability thereof, and includes redevelopment;

“Development charge” means a charge imposed with respect to this By-law;

“Dwelling unit” means any part of a building or structure used, designed or intended to be used by one or more persons as a residence which has access to culinary and sanitary facilities;

“Existing industrial building” has the same meaning as in O. Reg. 82/98;

“Garden suite” means a one-unit detached, temporary residential structure, containing culinary and sanitary facilities that is ancillary to an existing residential structure and that is designed to be temporary;

“Grade” means the average level of finished ground adjoining a building or structure at all exterior walls;

“Gross floor area” means the total area of all floors measured between the outside of exterior walls, virtual walls or between the outside surfaces of exterior walls or virtual walls and the centre line of party walls dividing the building from another building of all floors and mezzanines, above and below the average level of finished ground adjoining the building at its exterior walls;

“Industrial use” means land, buildings, or structures used or designed for or in connection with manufacturing by:

- (a) manufacturing, producing or processing goods for a commercial purpose, as well as storing and/or distribution of goods manufactured, produced or processed on site;



- (b) research or development in connection with manufacturing, producing or processing of goods for a commercial purpose;
- (c) storage of anything used or produced in manufacturing producing or processing by the manufacturer, producer or processor at the site where the manufacturing, producing or processing takes place;
- (d) retail sales by a manufacturer producer or processor of goods they manufactured, produced or processed, if the retail sales are at a site where manufacturing, production or processing takes place;
- (e) office or administrative use if it
 - (i) is carried out with respect to manufacturing, producing, processing, storage or distributing of something; and;
 - (ii) in or attached to the building or structure used for that manufacturing, producing, processing, storage or distribution;
- (f) but excluding:
 - (i) self-storage facilities.

“Institutional use” means development of a building or structure intended for use:

- (a) as a long-term care home within the meaning of subsection 2(1) of the Fixing Long-Term Care Act, 2021, S.O. 2021, c. 39, Sched. 1 (“Fixing Long-Term Care Act”);
- (b) as a retirement home within the meaning of subsection 2(1) of the Retirement Homes Act, 2010, S.O. 2010, c. 11
- (c) by any of the following post-secondary institutions for the objects of the institution:
 - (i) a university in Ontario that receives direct, regular, and ongoing operating funding from the Government of Ontario,



- (ii) a college or university federated or affiliated with a university described in subclause (i), or
- (iii) an Indigenous Institute prescribed for the purposes of section 6 of the Indigenous Institutes Act, 2017, S.O. 2017, c. 34, Sched. 20;

“Interest rate” means the annual rate of interest as set out in section 26.3 of the Act.

“Live/work unit” means a unit which contains separate residential and non-residential areas intended for both residential and non-residential uses concurrently, and shares a common wall or floor with direct access between the residential and non-residential areas;

“Local Board” has the same meaning as in the Act;

“Local services” means those services, facilities or things which are under the jurisdiction of the Township of West Lincoln and are related to a plan of subdivision or within the area to which the plan relates in respect of the lands under sections 41, 51 or 53 of the *Planning Act*, R.S.O. 1990, Chap. P.13, as amended, or any successor thereof;

“Marijuana production facilities” means a building used, designed or intended for growth, producing, testing, destroying, storing or distribution, excluding retail sales, of medical marijuana or cannabis authorized by a license issued by the federal Minister of Health pursuant to section 25 of the Marijuana for Medical Purposes Regulations, SOR/2013-119, under the Controlled Drugs and Substances Act, S.C. 1996, c.19.

“Mezzanine” means an intermediate floor assembly between the floor and ceiling of any room or storey and includes an interior balcony;

“Multiple dwellings” means all dwellings other than single-detached, semi-detached and apartment unit dwellings or a dwelling room, including, but not limited to, row dwellings, multiplex, back-to-back townhouse dwelling, and the residential component of live/work units;

“Municipality” means the Corporation of the Township of West Lincoln;



“Non-profit housing development” means Development of a building or structure that meets the criteria set out in section 4.2 of the Act.

“Non-residential use” means a building or structure of any kind whatsoever used, designed or intended to be used for other than a residential use;

“Official Plan” means the Official Plan adopted for the Township, as amended and approved;

“Owner” means the owner of land or a person who has made application for an approval for the development of land upon which a development charge is imposed;

“Place of worship” means that part of a building or structure owned by a church for religious organization that is exempt from taxation as a place of worship under the *Assessment Act*, R.S.O. 1990, Chap. A.31, as amended, or any successor thereof;

“Regulation” means any regulation made pursuant to the Act;

“Residential building” means a building used exclusively for residential use, including but not limited to a single detached dwelling, a semi-detached dwelling, a row dwelling, stacked townhouse dwelling back-to-back townhouse dwelling, a multiplex dwelling, an apartment dwelling, a dwelling room; or the residential component of a live/work unit;

“Row dwelling” means a residential building containing three or more attached dwelling units separated by vertical division, each of which units has a separate entrance to grade;

“Rural area” means those areas within the Municipality not shown as being within the urban boundary in schedule C of this by-law;

“Semi-detached dwelling” means a dwelling unit in a residential building Consisting of two dwelling units separated by vertical division each of which units has a separate entrance to grade;

“Service” means a service designed in Schedule "A" to this By-law, and "services" shall have a corresponding meaning;



“Servicing agreement” means an agreement between a landowner and the Municipality relative to the provision of municipal services to specified land within the Municipality;

“Single detached dwelling unit” means a residential building containing one dwelling unit and not attached to another structure. Where it is attached to another structure by footings or below grade walls only, it shall be considered a single detached dwelling for the purposes of this By-law;

“Special care facilities” means lands, buildings or structures used or designed or intended for uses for the purpose of providing supervision, nursing care or medical treatment, which do not comprise dwelling units, that are licensed, approved or supervised under any special or general statute, and excludes the special care/special dwelling portions of the building.

“Special care/special dwelling” means a residential portion of a special care facilities building containing two or more dwelling units, which units have a common entrance from street level:

- (a) Where the occupants have the right to use in common, halls, stairs, yards, common rooms, and accessory buildings;
- (b) Which may or may not have exclusive sanitary and/or culinary facilities;
- (c) That is designed to accommodate persons with specific needs, including, but not limited to, independent permanent living arrangements;
- (d) Where support services such as meal preparation, grocery shopping, laundry, housekeeping, nursing, respite care and attendant services are provided at various levels; and
- (e) Includes, but is not limited to, retirement houses or lodges, nursing homes, group homes and hospices.

“Solar PV” means any solar energy system comprised of one or more solar panels and associated control or conversion electronics that converts sunlight into electricity. A solar PV installation may be connected to the electricity grid in circuits at a substation to provide electricity off-site for sale to an electrical utility or other intermediary, where there is a rated output of more than 100 kilowatts;



“Stacked townhouse dwelling” means a building containing two or more dwelling units where each dwelling unit is separated horizontally and/or vertically from another dwelling unit by a common wall or floor;

“Township” means the area within the geographic limits of the Township of West Lincoln; and

“Urban serviced area” means the area within the Municipality shown as being within the urban boundary in Schedule C of this by-law;

“Wind turbine” means a part of a system that converts energy into electricity, and consists of a wind turbine, a tower and associated control or conversion electronics. A wind turbine and energy system may be connected to the electricity grid in circuits at a substation to provide electricity off-site for sale to an electrical utility or other intermediary, where there is a rated output of more than 3 kilowatts;

“Zoning By-law” means the Zoning By-law of the Township of West Lincoln or any successor thereof passed pursuant to section 34 of the *Planning Act*, S.O. 1998.

2. DESIGNATION OF SERVICES / CLASS OF SERVICES

2.1 The categories of services for which development charges are imposed under this By-law are as follows:

- (a) Services Related to a Highway;
- (b) Fire Protection Services;
- (c) Parks and Recreation Services;
- (d) Library Services;
- (e) Stormwater Services (urban serviced area);
- (f) Wastewater Services (urban serviced area);
- (g) Water Services (urban serviced area).



- 2.2 The components of the services designated in section 2.1 are described in Schedule A to this By-law.

3. APPLICATION OF DEVELOPMENT CHARGES

- 3.1 Development charges shall be payable in the amounts set out in this By-law where:

- (a) the lands are located in the area described in section 3.2; and
- (b) the development of the lands requires any of the approvals set out in subsection 3.4 (a).

Area to Which By-law Applies

- 3.2 Subject to section 3.3, this By-law applies to all lands in the Township of West Lincoln whether or not the land or use thereof is exempt from taxation under section 13 of the *Assessment Act*.

- 3.3 Notwithstanding clause 3.2 above, this by-law shall not apply to lands that are owned by and used for the purposes of:

- (a) the Municipality or a local board thereof;
- (b) a Board of Education;
- (c) the Regional Municipality of Niagara or a local board thereof.

Approvals for Development

- 3.4 (a) Development charges shall be imposed on all lands, buildings or structures that are developed for residential or non-residential uses if the development requires:
- (i) the passing of a Zoning By-law or of an amendment to a zoning by-law under section 34 of the *Planning Act*;
 - (ii) the approval of a minor variance under section 45 of the *Planning Act*;



- (iii) a conveyance of land to which a by-law passed under subsection 50 (7) of the *Planning Act* applies;
 - (iv) the approval of a plan of subdivision under section 51 of the *Planning Act*;
 - (v) a consent under section 53 of the *Planning Act*;
 - (vi) the approval of a description under section 50 of the *Condominium Act*, R.S.O. 1990, Chap. C.26, as amended, or any successor thereof; or
 - (vii) the issuing of a permit under the *Building Code Act* in relation to a building or structure.
- (b) No more than one development charge for each service designated in subsection 2.1 shall be imposed upon any lands, buildings or structures to which this By-law applies even though two or more of the actions described in subsection 3.4 (a) are required before the lands, buildings or structures can be developed.
- (c) Despite subsection 3.4 (b), if two or more of the actions described in subsection 3.4 (a) occur at different times, additional development charges shall be imposed if the subsequent action has the effect of increasing the need for services.

3.5 Exemptions for Intensification of Existing or New Housing

- (a) Notwithstanding any other provision of this By-law, Development Charges shall not be imposed with respect to:
- (i) an enlargement to an existing Dwelling Unit;
 - (ii) the creation of additional Dwelling Units equal to the greater of one (1) or 1% of the existing Dwelling Units in an existing Residential rental building containing four (4) or more Dwelling Units or prescribed ancillary structure to the existing Residential building;



- (b) Notwithstanding any other provision of this By-law, Development Charges shall not be imposed with respect to the creation of any of the following in existing Single Detached Dwellings, Semi-Detached Dwellings, Back-to-back Townhouse Dwellings or Stacked Townhouse Dwellings:
- (i) A second Dwelling Unit on a parcel of land on which Residential Use, other than ancillary Residential Use, is permitted, if all buildings and structures ancillary to the existing Residential structure cumulatively contain no more than one (1) Dwelling Unit.
 - (ii) A third Dwelling Unit on a parcel of land on which Residential Use, other than ancillary Residential Use, is permitted, if no building or structure ancillary to the existing Residential structure contains any Dwelling Units.
 - (iii) One Dwelling Unit on a parcel of urban Residential land, if the existing structure contains no more than two (2) Dwelling Units and no other building or structure ancillary to the existing Residential structure contains any Dwelling Units.
- (c) Notwithstanding any other provision of this By-law, Development Charges shall not be imposed with respect to the creation of any of the following in new Single Detached Dwellings, Semi-Detached Dwellings, Back-to-back Townhouse Dwellings or Stacked Townhouse Dwellings:
- (i) A second Dwelling Unit on a parcel of land on which Residential Use, other than ancillary Residential Use, is permitted, if all buildings and structures ancillary to the new Residential structure cumulatively will contain no more than one (1) Dwelling Unit.
 - (ii) A third Dwelling Unit on a parcel of land on which Residential Use, other than ancillary Residential Use, is permitted, if no building or structure ancillary to the new Residential structure contains any Dwelling Units.
 - (iii) One (1) Dwelling Unit in a building or structure ancillary to a new Residential structure on a parcel of urban Residential land, if the new Residential structure contains no more than two (2) Dwelling Units and



no other building or structure ancillary to the new Residential structure contains any Dwelling Units.

3.6 Exemption for Industrial Expansion

- (a) Pursuant to the Act, and notwithstanding any other provisions of this By-law, there shall be an exemption from the payment of development charges for one or more enlargements of existing industrial buildings on a site, up to a maximum of fifty percent of the gross floor area before the first enlargement for which an exemption from the payment of development charges was granted pursuant to the *Development Charges Act* or this section. The development need not be an attached addition or expansion of an existing industrial building, but rather may be a new standalone structure, provided it is located on the same parcel of land. Development charges shall be imposed in accordance with this By-law with respect to the amount of floor area of an enlargement that results in the gross floor area of the industrial building on the site being increased by greater than fifty percent of the gross floor area of all existing industrial buildings on the site.
- (b) If the gross floor area of an existing industrial building is enlarged by greater than 50 percent, the amount of the development charge payable in respect of the enlargement is the amount of the development charge that would otherwise be payable multiplied by the fraction determined as follows:
 - (i) determine the amount by which the enlargement exceeds 50 percent of the gross floor area before the enlargement;
 - (ii) divide the amount determined under subsection (i) by the amount of the enlargement.
- (c) For the purpose of section 3.6 herein, "existing industrial building" is used as defined in the Regulation made pursuant to the Act.

3.7 Other Exemptions



Notwithstanding the provisions of this By-law, development charges shall not be imposed with respect to:

- (a) lands, buildings or structures used or to be used for the purposes of a cemetery or burial ground exempt from taxation under the *Assessment Act*;
- (b) that portion of the place of worship which is used exclusively as a place of worship for religious services and any reception and meeting areas used in connection with, or integral to the place of worship space;
- (c) agricultural uses;
- (d) garden suites;
- (e) canopies including gas station canopies and those intended for the parking and loading or unloading of vehicles;
- (f) lands and buildings used or intended to be used as municipal housing project facilities, as set out in section 110 of the *Municipal Act, 2001*, S.O. 2001 c.25, O. Reg. 603/06 under the *Municipal Act, 2001*, and the Region's Municipal Housing Facility By-law, all as may be amended;
- (g) lands and buildings used for affordable housing projects that receive funding through an agreement with Niagara Regional Housing or a department or designated agency of the Niagara Region, provided that:
 - (i) this exemption shall only apply to that proportion or number of units in a development which are designated or identified as affordable housing; and
 - (ii) the owner of the lands continues to use the lands and buildings for affordable housing. If the owner ceases to use the proportionate share of the lands and buildings for affordable housing, the development charges exempted under this section shall become due and payable. The owner shall be required to enter into an agreement with the Municipality under section 27 of the Act respecting the timing and calculation of payment of development charges, notice of which the owner shall register on the title to the



lands at its sole cost and expense with the intention that the provisions shall bind and run with title to the lands.

- (h) Land vested in or leased to a university that receives regular and ongoing operating funds from the government for the purposes of post-secondary education is exempt from development charges imposed under the Development Charges Act, 1997 if the development in respect of which development charges would otherwise be payable is intended to be occupied and used by the university;
- (i) Non-profit Residential Development;
- (j) Affordable Residential Units required pursuant to section 34 and 16(4) of the Planning Act (Inclusionary Zoning).
- (k) As of the date on which section 4.1 of the Act is proclaimed into force, the following shall be exempt from Development Charges:
 - (i) Affordable Residential Units; and
 - (ii) Attainable Residential Units
- (l) Notwithstanding any other provision of this By-law, the Development Charges payable for Residential Developments, where the Dwelling Units are intended as Rental Housing, will be reduced based on the number of bedrooms in each Dwelling Unit in accordance with section 26.2(1.1) of the Development Charges Act, as follows:
 - (i) Three (3) or more Bedrooms – 25% reduction;
 - (ii) Two (2) Bedrooms – 20% reduction; and
 - (iii) Fewer than two (2) Bedrooms – 15% reduction.

3.8 Reduction of Development Charges for Redevelopment

Despite any other provisions of this By-law, where, as a result of the redevelopment of land, a building or structure existing on the same land within five years prior to the date of payment of development charges in regard to such redevelopment was, or is to be demolished, in whole or in part, or converted from



one principal use to another principal use on the same land, in order to facilitate the redevelopment, the development charges otherwise payable with respect to such redevelopment shall be reduced by the following amounts:

- (a) in the case of a residential building or structure, or in the case of a mixed-use building or structure, the residential uses in the mixed-use building or structure, an amount calculated by multiplying the applicable development charge in place at the time the development charge is payable by the number, according to type, of dwelling units that have been or will be demolished or converted to another principal use; and
- (b) in the case of a non-residential building or structure or, in the case of mixed-use building or structure, the non-residential uses in the mixed-use building or structure, an amount calculated by multiplying the applicable development charges in place at the time the development charge is payable by the gross floor area that has been or will be demolished or converted to another principal use.

A credit can, in no case, exceed the amount of the development charge that would otherwise be payable, and no credit is available if the existing land use is exempt under this By-law.

3.9 Amount of Charges

(a) Residential

The development charges, set out in Schedule B shall be imposed on all residential development, including a dwelling unit accessory to a non-residential development and the residential component of a mixed-use building, including the residential component of a live/work unit, according to the number and type of dwelling unit and calculated with respect to each of the services according to the type of residential use.

(b) Non-Residential

For development for non-residential purposes as set out in Schedule “B”, development charges shall be imposed on all non-residential development and, in the case of a mixed-use building, on the non-residential



component of the mixed-use building, including the non-residential component of a live/work unit, according to the type and gross floor area of the non-residential component.

(c) **Solar PV and Wind Turbines**

The development charges described in Schedule “B” to this by-law shall be imposed on industrial wind turbines and Solar PVs and calculated at the single detached and semi-detached dwelling rate with respect to services related to a highway (50%) and fire protection (100%).

4. TIME OF PAYMENT OF DEVELOPMENT CHARGES

- 4.1 The development charges under this By-law shall be calculated using the rate effective on the calculation date with respect to such development and shall be payable on the issuance of the first building permit with respect to the structure.
- 4.2 Where development charges apply to land in relation to which a building permit is required, the building permit shall not be issued until the development charge has been paid in full.
- 4.3 Where any development charge, or part thereof, remains unpaid after the due date, the amount unpaid shall be added to the tax roll and shall be collected in like manner as taxes.
- 4.4 Notwithstanding section 4.1 of this by-law, the Township may require an owner to enter into an agreement, including the provision of security for the owner's obligations under agreement, pursuant to Section 26 of the Act providing for all or part of a development charge to be paid before or after it otherwise would be payable. The terms of such agreement shall then prevail over the provision of this By- law.
- 4.5 Development charges for rental housing and institutional developments are due and payable in six equal annual instalment payments commencing with the first instalment payable on the date of occupancy, and each subsequent instalment, including interest (calculated in accordance with Section 26.3 of the Act), payable on the anniversary date each year thereafter.



- 4.6 Where the development of land results from the approval of a site plan or zoning by-law amendment application received on or after January 1, 2020, and the approval of the application occurred within two years of building permit issuance, the development charges under section 3.9 of this by-law shall be calculated on the rates set out in Schedule "B" on the date of the receipt of a complete planning application, including interest. Where both planning applications apply development charges under section 3.9 of this by-law shall be calculated on the rates payable on the anniversary date each year thereafter, set out in Schedule "B" on the date of the later planning application, including interest (calculated in accordance with section 26.3 of the Act).

5. SERVICES IN LIEU

- 5.1 Council may authorize an owner, through an agreement under Section 38 of the Act to substitute such part of the development charge applicable to the owner's development as may be specified in the agreement, by the provision at the sole expense of the owner, of services in lieu. Such agreement shall further specify that where the owner provides services in lieu in accordance with the agreement, Council shall give to the owner a credit against the development charge in accordance with the agreement provisions and the provisions of Section 39 of the Act, equal to the reasonable cost to the owner of providing the services in lieu. In no case shall the agreement provide for a credit which exceeds the total development charge payable by an owner to the Municipality in respect of the development to which the agreement relates.
- 5.2 In any agreement under section 5.1, Council may also give a further credit to the owner equal to the reasonable cost of providing services in addition to, or of a greater size or capacity, than would be required under this By-law.
- 5.3 The credit provided for in section 5.2 shall not be charged to any development charge reserve fund prescribed in this By-law.

6. LOCAL SERVICE INSTALLATION

- 6.1 Nothing in this by-law prevents Council from requiring, as a condition of an agreement under sections 40, 51 or 53 of the *Planning Act*, that the owner, at their own expense, shall install such local services within the plan of subdivision,



and otherwise, as Council may require, that the owner pay for, or install local services within the area to which the plan relates.

7. RESERVE FUNDS

- 7.1 Development charge payments received by the Municipality pursuant to this By-law shall be maintained in a separate reserve fund or funds for each service to which the development charge relates and shall be spent only for the capital costs determined under paragraphs 2 to 8 of subsection 5 (1) of the Act.
- 7.2 Where any development charge, or part thereof, remains unpaid after the due date, the amount unpaid shall be added to the tax roll and shall be collected as taxes.
- 7.3 Where any unpaid development charges are collected as taxes under section 4.3, the monies so collected shall be credited to the development charge reserve fund or funds referred to in subsection 7.1.
- 7.4 The Treasurer of the Municipality shall furnish to Council an annual statement in respect of the reserve funds established hereunder for the prior year, containing the information set out in sections 12 and 13 of O. Reg. 82/98.

8. FRONT ENDING AGREEMENTS

- 8.1 The Municipality may enter into agreements with an owner or owners of land in accordance with section 44 of the Act.

9. BY-LAW AMENDMENT OR REPEAL

- 9.1 Where this by-law or any development charge prescribed thereunder is amended or repealed by order of the Ontario Land Tribunal or by resolution of the Municipal Council, the Municipal Treasurer shall calculate forthwith the amount of any overpayment to be refunded as a result of said amendment or repeal.
- 9.2 Refunds that are required to be paid under section 9.1 shall be paid to the registered owner of the land on the date on which the refund is paid.
- 9.3 Refunds that are required to be paid under section 9.1 shall be paid with interest to be calculated as follows:



- (a) interest shall be calculated from the date on which the overpayment was collected to the day on which the refund is paid;
- (b) the refund shall include the interest owed under this section;
- (c) interest shall be paid at the Bank of Canada rate in effect on the date of enactment of this by-law.

10. INDEXING

10.1 Development charges imposed pursuant to this By-law as set out in Schedule "B" shall be adjusted annually, without amendment to this By-law, in accordance with the Statistics Canada Quarterly, Non-Residential Building Construction Price Index, as follows:

- (a) The initial adjustment shall be January 1, 2025, and
- (b) Thereafter, adjustment shall be made on January 1 of each year.

10.2 For greater certainty, on January 1 of each year, the annual indexation adjustment shall be applied to the development charge as set out in Schedule "B" plus the accumulated annual indexation adjustment from previous years if any.

11. PHASE-IN

11.1 The amount of the Development Charges described in Schedule "B" to this By-law shall be reduced in accordance with section 5(8) of the Act. Therefore, commencing in the year this By-law comes into force and subject to annual indexing in accordance with section 10 of this By-law, the following percentages of the charges provided in Schedule "B" will be imposed:

- (a) Year 1 – 80 per cent;
- (b) Year 2 – 85 per cent;
- (c) Year 3 – 90 per cent;
- (d) Year 4 – 95 per cent;



(e) Year 5 to expiry – 100 per cent:

12. SCHEDULES

12.1 The following schedules shall form part of this By-law:

Schedule A – Components of Services Designated in section 2.1

Schedule B – Residential and Non-Residential Development Charges

Schedule C – Urban Serviced Area

13. CONFLICTS

13.1 Where the Municipality and an owner or former owner have entered into an agreement with respect to land within the area to which this By-law applies, and a conflict exists between the provisions of this By-law and such agreement, the provisions of the agreement shall prevail to the extent that there is a conflict.

13.2 Notwithstanding section 13.1, where a development which is the subject of an agreement to which section 5.1 applies, is subsequently the subject of one or more of the actions described in subsection 3.4 (a); an additional development charge in respect of the development permitted by the action shall be calculated, payable and collected in accordance with the provisions of this By-law if the development has the effect of increasing the need for services, unless such agreement provides otherwise.

14. SEVERABILITY

14.1 If, for any reason, any provision of this By-law is held to be invalid, it is hereby declared to be the intention of Council that all the remainder of this By-law shall continue in full force and effect until repealed, re-enacted, amended or modified.

15. DATE BY-LAW IN FORCE

15.1 This By-law shall come into force on July 15, 2024.

16. DATE BY-LAW EXPIRES

16.1 This By-law will expire 10 years from date of passage unless it is repealed by Council at an earlier date.



17. EXISTING DEVELOPMENT CHARGE BY-LAW REPEAL

17.1 By-law 2019-51, as amended is hereby repealed as of the date and time of this by-law coming into effect.

18. CORRECTIONS

18.1 The Clerk of the Municipality is authorized to effect any minor modifications, corrections or omissions solely of an administrative, numerical, grammatical, semantical or descriptive nature to this by-law or its schedules after the passage of this by-law.

**READ A FIRST, SECOND AND THIRD TIME
AND FINALLY PASSED THIS ____ DAY OF
_____, 2024.**

Mayor

Clerk



SCHEDULE "A" TO BY-LAW _____

COMPONENTS OF SERVICES DESIGNATED IN SUBSECTION 2.1

TOWNSHIP-WIDE SERVICES

Services Related to a Highway

Roads (incl. streetlights, sidewalks, bridges and culverts)
Depots and Domes
Public Works Rolling Stock

Fire Protection Services

Fire Facilities
Fire Vehicles
Fire Small Equipment and Gear

Parks and Recreation Services

Parkland Development, Amenities & Trails
Recreation Facilities
Parks Vehicles and Equipment

Library Services

Library Facilities
Library Materials

URBAN SERVICED AREA SERVICES

Storm Water Drainage and Control Services

Storm Sewers

Wastewater Services

Sanitary Sewers

Water Services

Distribution Systems



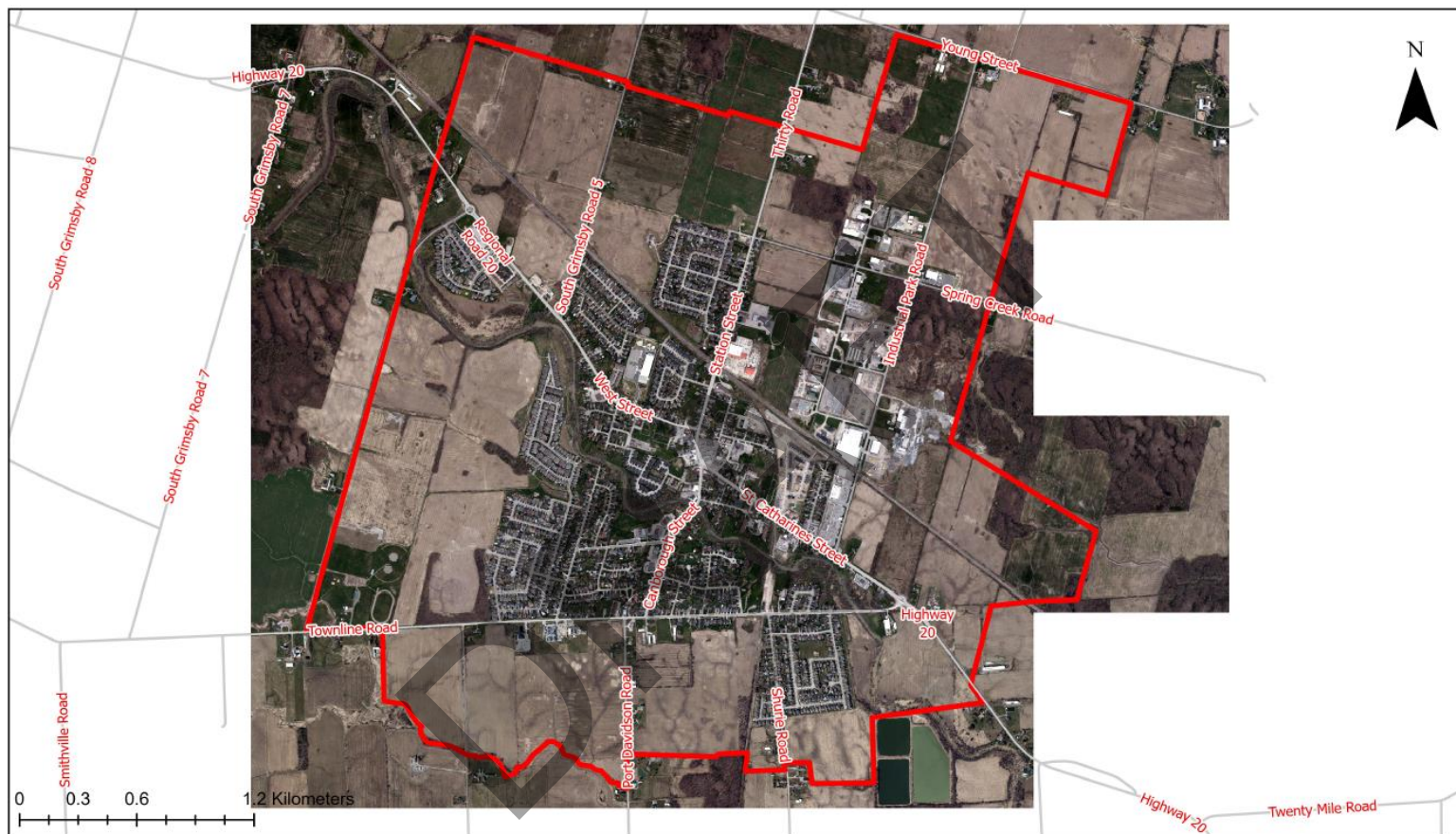
SCHEDULE “B” TO BY-LAW _____

SCHEDULE OF DEVELOPMENT CHARGES FOR TOWNSHIP-WIDE AND URBAN SERVICED AREA

Service	RESIDENTIAL					NON-RESIDENTIAL	
	Single and Semi-Detached Dwelling	Multiples	Apartments - 2 Bedrooms +	Apartments - Bachelor and 1 Bedroom	Special Care/Special Dwelling Units	Solar PV and Wind Turbines	(per sq.ft. of Gross Floor Area)
Township Wide Services							
Services Related to a Highway	18,757	12,842	12,025	7,792	6,513	9,379	7.10
Fire Protection Services	2,241	1,534	1,437	931	778	2,241	0.86
Parks and Recreation Services	6,567	4,496	4,210	2,728	2,280	-	0.80
Library Services	1,073	735	688	446	373	-	0.13
Total Township Wide Services	28,638	19,607	18,360	11,897	9,944	11,620	8.89
Urban Services							
Stormwater	22	15	14	9	8	-	0.01
Wastewater Services	5,334	3,652	3,420	2,216	1,852	-	1.96
Water Services	267	183	171	111	93	-	0.10
Total Urban Services	5,623	3,850	3,605	2,336	1,953	-	2.07
GRAND TOTAL RURAL AREA	28,638	19,607	18,360	11,897	9,944	11,620	8.89
GRAND TOTAL URBAN AREA	34,261	23,457	21,965	14,233	11,897	11,620	10.96




SCHEDULE "C" TO BY-LAW _____



Smithville Urban Boundary

West Lincoln
Your Future Naturally

Legend

 New_Urban Boundary Approved thru OPA62 & Niagara Official Plan

Date: May 2024